

ALLURE CAPTIVATE ASH GRAY *Marble / with Thassos (P) Microchips*



PART NUMBER  
MB180-CAPTH0

DIMENSIONS  
10 1/2" X 11 7/16" = .83 SQFT

THICKNESS  
3/8"

VARIATION  
LOW

GROUT JOINT  
1/16"

SEALER  
YES

ENVIRONMENTS

WALL	FLOOR	INTERIOR	EXTERIOR FREEZE/THAW	STEAM SHOWER	WET AREA	POOL	REPEAT
Yes	Yes	Yes	No	No	Yes	No	No

For detailed installation instructions, visit [akdo.com](http://akdo.com).

ALLURE CAPTIVATE CALACATTA (P) W/ BLUE LAGOS (H) *Stone, Marble*



PART NUMBER  
MB1203-CAPTP1

AVAILABILITY  
IN STOCK

DIMENSIONS  
10.5" x 11.43" = .83 sqft

THICKNESS  
3/8"

PROFILE  
MOSAICS

VARIATION  
HIGH

GROUT JOINT  
1/16"

SEALER  
YES

ENVIRONMENTS

WALL	FLOOR	INTERIOR	EXTERIOR FREEZE/THAW	STEAM SHOWER	WET AREA	POOL	REPEAT
Yes	Yes	Yes	No	No	No	No	No

TECHNICAL DATA

FEATURES	SPECIFICATION	STANDARD
DCOF		ANSI A137.1
TRAFFIC	Standard Commercial	NA

DUE TO THE INHERENT CHARACTERISTICS OF NATURAL STONE, THERE MAY BE VARIATIONS IN COLOR, MOVEMENT AND TEXTURE FROM LOT TO LOT.

For detailed installation instructions, visit [akdo.com](http://akdo.com).

# ALLURE CAPTIVATE CALACATTA (P) W/ BRONZE & PEWTER MIRROR

Stone, Marble, Mixed Media / Calacatta (P) with Bronze & Pewter Mirror



PART NUMBER  
MB1203-CAPTPO

AVAILABILITY  
IN STOCK

DIMENSIONS  
10.5" x 11.43" = .83 sqft

THICKNESS  
3/8"

PROFILE  
MOSAICS

VARIATION  
HIGH

GROUT JOINT  
1/16"

SEALER  
YES

## ENVIRONMENTS

WALL	FLOOR	INTERIOR	EXTERIOR FREEZE/THAW	STEAM SHOWER	WET AREA	POOL	REPEAT
Yes	No	Yes	No	No	No	No	No

## TECHNICAL DATA

FEATURES	SPECIFICATION	STANDARD
DCOF		ANSI A137.1

DUE TO THE INHERENT CHARACTERISTICS OF NATURAL STONE, THERE MAY BE VARIATIONS IN COLOR, MOVEMENT AND TEXTURE FROM LOT TO LOT.

WHEN USING MOSAICS CONTAINING MIRROR IN A BACKSPASH DESIGN, INCLUDE A 4" SPLASH GUARD OF WET AREA APPROPRIATE MATERIAL IN AREAS WHERE WATER MAY POOL, SUCH AS BEHIND FAUCETS.

For detailed installation instructions, visit [akdo.com](http://akdo.com).

# ALLURE CAPTIVATE CARRARA BELLA (H) W/ PEARL GRAY (P)

Stone, Marble / Carrara Bella (H) with Pearl Gray (P) Micro Chips



PART NUMBER  
MB1604-CAPTHO

AVAILABILITY  
IN STOCK

DIMENSIONS  
10.5" x 11.43" = .83 sqft

THICKNESS  
3/8"

PROFILE  
MOSAICS

VARIATION  
MEDIUM

GROUT JOINT  
1/16"

SEALER  
YES

## ENVIRONMENTS

WALL	FLOOR	INTERIOR	EXTERIOR FREEZE/THAW	STEAM SHOWER	WET AREA	POOL	REPEAT
Yes	Yes	Yes	No	No	Yes	No	No

## TECHNICAL DATA

FEATURES	SPECIFICATION	STANDARD
DCOF		ANSI A137.1
TRAFFIC	Standard Commercial	NA

DUE TO THE INHERENT CHARACTERISTICS OF NATURAL STONE, THERE MAY BE VARIATIONS IN COLOR, MOVEMENT AND TEXTURE FROM LOT TO LOT.

For detailed installation instructions, visit [akdo.com](http://akdo.com).

---

# ALLURE CAPTIVATE CREAM TAUPE (H) W/ COCOA TAUPE (P)

Stone, Marble / Captivate Cream Taupe H Cocoa Taupe P Micro Chips



PART NUMBER  
MB1716-CAPTHO

AVAILABILITY  
IN STOCK

DIMENSIONS  
10.5" x 11.43" = .83 sqft

THICKNESS  
3/8"

PROFILE  
MOSAICS

GROUT JOINT  
1/16"

## ENVIRONMENTS

WALL	FLOOR	INTERIOR	EXTERIOR FREEZE/THAW	STEAM SHOWER	WET AREA	POOL	REPEAT
Yes	Yes	Yes	No	No	Yes	No	No

## TECHNICAL DATA

FEATURES	SPECIFICATION	STANDARD
DCOF		ANSI A137.1

DUE TO THE INHERENT CHARACTERISTICS OF NATURAL STONE, THERE MAY BE VARIATIONS IN COLOR, MOVEMENT AND TEXTURE FROM LOT TO LOT. CREAM TAUPE MAY BE USED IN WET AREAS (WALLS ONLY) WHEN SEALED CORRECTLY. TWO COATS OF PENETRATING SEALER ARE RECOMMENDED.

For detailed installation instructions, visit [akdo.com](http://akdo.com).

---

# ALLURE CAPTIVATE THASSOS (P) W/ SHELL LIGHT

*Stone, Marble, Mixed Media, Shell / with Shell Microchips*



PART NUMBER  
MB1232-CAPTP1

AVAILABILITY  
IN STOCK

DIMENSIONS  
10.5" x 11.43" = .83 sqft

THICKNESS  
3/8"

PROFILE  
MOSAICS

VARIATION  
LOW

GROUT JOINT  
1/16"

SEALER  
YES

## ENVIRONMENTS

WALL	FLOOR	INTERIOR	EXTERIOR FREEZE/THAW	STEAM SHOWER	WET AREA	POOL	REPEAT
Yes	No	Yes	No	Yes	Yes	No	No

## TECHNICAL DATA

FEATURES	SPECIFICATION	STANDARD
DCOF		ANSI A137.1

DUE TO THE INHERENT CHARACTERISTICS OF NATURAL STONE, THERE MAY BE VARIATIONS IN COLOR, MOVEMENT AND TEXTURE FROM LOT TO LOT.

HEAT NOT TO EXCEED □ 212□F

For detailed installation instructions, visit [akdo.com](http://akdo.com).

## ALLURE CHARISMA ASH GRAY (H) W/ THASSOS (P)

Stone, Marble / with Thassos (P) Microchips



PART NUMBER  
MB1809-CHARHO

AVAILABILITY  
IN STOCK

DIMENSIONS  
8.32" x 10.82" = .62 sqft

THICKNESS  
3/8"

PROFILE  
MOSAICS

VARIATION  
LOW

GROUT JOINT  
1/16"

SEALER  
YES

### ENVIRONMENTS

WALL	FLOOR	INTERIOR	EXTERIOR FREEZE/THAW	STEAM SHOWER	WET AREA	POOL	REPEAT
Yes	Yes	Yes	No	Yes	Yes, when properly sealed	No	No

### TECHNICAL DATA

FEATURES	SPECIFICATION	STANDARD
DCOF		ANSI A137.1

DUE TO THE INHERENT CHARACTERISTICS OF NATURAL STONE, THERE MAY BE VARIATIONS IN COLOR, MOVEMENT AND TEXTURE FROM LOT TO LOT.

For detailed installation instructions, visit [akdo.com](http://akdo.com).

## ALLURE CHARISMA CALACATTA (P) W/ BLUE LAGOS (H) *Stone, Marble*



PART NUMBER  
MB1203-CHARP1

AVAILABILITY  
IN STOCK

DIMENSIONS  
8.32" x 10.82" = .62 sqft

THICKNESS  
3/8"

PROFILE  
MOSAICS

VARIATION  
HIGH

GROUT JOINT  
1/16"

SEALER  
YES

### ENVIRONMENTS

WALL	FLOOR	INTERIOR	EXTERIOR FREEZE/THAW	STEAM SHOWER	WET AREA	POOL	REPEAT
Yes	Yes	Yes	No	No	No	No	No

### TECHNICAL DATA

FEATURES	SPECIFICATION	STANDARD
DCOF		ANSI A137.1
TRAFFIC	Standard Commercial	NA

DUE TO THE INHERENT CHARACTERISTICS OF NATURAL STONE, THERE MAY BE VARIATIONS IN COLOR, MOVEMENT AND TEXTURE FROM LOT TO LOT.

For detailed installation instructions, visit [akdo.com](http://akdo.com).



# ALLURE CHARISMA CARRARA BELLA (H) W/ PEARL GRAY (P)

Stone, Marble / Carrara Bella (H) with Pearl Gray (P) Micro Chips



PART NUMBER  
MB1604-CHARHO

AVAILABILITY  
IN STOCK

DIMENSIONS  
8.32" x 10.82" = .62 sqft

THICKNESS  
3/8"

PROFILE  
MOSAICS

VARIATION  
MEDIUM

GROUT JOINT  
1/16"

SEALER  
YES

## ENVIRONMENTS

WALL	FLOOR	INTERIOR	EXTERIOR FREEZE/THAW	STEAM SHOWER	WET AREA	POOL	REPEAT
Yes	Yes	Yes	No	No	Yes	No	No

## TECHNICAL DATA

FEATURES	SPECIFICATION	STANDARD
DCOF		ANSI A137.1
TRAFFIC	Standard Commercial	NA

DUE TO THE INHERENT CHARACTERISTICS OF NATURAL STONE, THERE MAY BE VARIATIONS IN COLOR, MOVEMENT AND TEXTURE FROM LOT TO LOT.

For detailed installation instructions, visit [akdo.com](http://akdo.com).

# ALLURE CHARISMA CREAM TAUPE (H) W/ COCOA TAUPE (P)

Stone, Marble / with Cocoa Taupe (P) Microchips



PART NUMBER  
MB1716-CHARHO

AVAILABILITY  
IN STOCK

DIMENSIONS  
8.32" x 10.82" = .62 sqft

THICKNESS  
3/8"

PROFILE  
MOSAICS

VARIATION  
LOW

GROUT JOINT  
1/16"

SEALER  
YES

## ENVIRONMENTS

WALL	FLOOR	INTERIOR	EXTERIOR FREEZE/THAW	STEAM SHOWER	WET AREA	POOL	REPEAT
Yes	Yes	Yes	No	No	Yes	No	No

## TECHNICAL DATA

FEATURES	SPECIFICATION	STANDARD
DCOF		ANSI A137.1

DUE TO THE INHERENT CHARACTERISTICS OF NATURAL STONE, THERE MAY BE VARIATIONS IN COLOR, MOVEMENT AND TEXTURE FROM LOT TO LOT. CREAM TAUPE MAY BE USED IN WET AREAS (WALLS ONLY) WHEN SEALED CORRECTLY. TWO COATS OF PENETRATING SEALER ARE RECOMMENDED.

For detailed installation instructions, visit [akdo.com](http://akdo.com).

# ALLURE CHARISMA THASSOS (P) W/ SHELL LIGHT

Stone, Mixed Media, Shell / with Shell Microchips



PART NUMBER  
MB1232-CHARP1

AVAILABILITY  
IN STOCK

DIMENSIONS  
8.32" x 10.82" = .62 sqft

THICKNESS  
3/8"

PROFILE  
MOSAICS

VARIATION  
LOW

GROUT JOINT  
1/16"

SEALER  
YES

## ENVIRONMENTS

WALL	FLOOR	INTERIOR	EXTERIOR FREEZE/THAW	STEAM SHOWER	WET AREA	POOL	REPEAT
Yes	No	Yes	No	Yes	Yes	No	No

## TECHNICAL DATA

FEATURES	SPECIFICATION	STANDARD
DCOF		ANSI A137.1

DUE TO THE INHERENT CHARACTERISTICS OF NATURAL STONE, THERE MAY BE VARIATIONS IN COLOR, MOVEMENT AND TEXTURE FROM LOT TO LOT.

HEAT NOT TO EXCEED □ 212 °F

For detailed installation instructions, visit [akdo.com](http://akdo.com).

## ALLURE ENCHANT ASH GRAY (H) W/ THASSOS (P)

Stone, Marble / Ash Gray, Enchant Ash Gray H Solid Thassos P & Thassos P Micro Chips, Thassos



PART NUMBER  
MB1809-ENCHH0

AVAILABILITY  
IN STOCK

DIMENSIONS  
11.44" x 11.88" = .94 sqft

THICKNESS  
3/8"

PROFILE  
MOSAICS

GROUT JOINT  
1/16"

### ENVIRONMENTS

WALL	FLOOR	INTERIOR	EXTERIOR FREEZE/THAW	STEAM SHOWER	WET AREA	POOL	REPEAT
Yes	Yes	Yes	No	Yes	Yes, when properly sealed	No	No

### TECHNICAL DATA

FEATURES	SPECIFICATION	STANDARD
DCOF		ANSI A137.1

DUE TO THE INHERENT CHARACTERISTICS OF NATURAL STONE, THERE MAY BE VARIATIONS IN COLOR, MOVEMENT AND TEXTURE FROM LOT TO LOT.

For detailed installation instructions, visit [akdo.com](http://akdo.com).

# ALLURE ENCHANT CALACATTA (P) W/ BLUE LAGOS (H) *Stone, Marble*



PART NUMBER  
MB1203-ENCHP1

AVAILABILITY  
IN STOCK

DIMENSIONS  
11.44" x 11.88" = .94 sqft

THICKNESS  
3/8"

PROFILE  
MOSAICS

VARIATION  
HIGH

GROUT JOINT  
1/16"

SEALER  
YES

## ENVIRONMENTS

WALL	FLOOR	INTERIOR	EXTERIOR FREEZE/THAW	STEAM SHOWER	WET AREA	POOL	REPEAT
Yes	Yes	Yes	No	No	No	No	No


## TECHNICAL DATA

FEATURES	SPECIFICATION	STANDARD
DCOF		ANSI A137.1
TRAFFIC	Standard Commercial	NA

DUE TO THE INHERENT CHARACTERISTICS OF NATURAL STONE, THERE MAY BE VARIATIONS IN COLOR, MOVEMENT AND TEXTURE FROM LOT TO LOT.

For detailed installation instructions, visit [akdo.com](http://akdo.com).

# ALLURE ENCHANT CALACATTA (P) W/ BRONZE & PEWTER MIRROR *Stone, Marble, Mirror, 1*



PART NUMBER	PROFILE
MB1203-ENCHPO	MOSAICS
AVAILABILITY	VARIATION
IN STOCK	HIGH
DIMENSIONS	GROUT JOINT
11.44" x 11.88" = .94 sqft	1/16"
THICKNESS	SEALER
3/8"	YES

## ENVIRONMENTS

WALL	FLOOR	INTERIOR	EXTERIOR FREEZE/THAW	STEAM SHOWER	WET AREA	POOL	REPEAT
Yes	No	Yes	No	No	No	No	No

## TECHNICAL DATA

FEATURES	SPECIFICATION	STANDARD
DCOF		ANSI A137.1
Heat Resistance	Heat not to exceed 293° F	96/603/CE

DUE TO THE INHERENT CHARACTERISTICS OF NATURAL STONE, THERE MAY BE VARIATIONS IN COLOR, MOVEMENT AND TEXTURE FROM LOT TO LOT.

WHEN USING MOSAICS CONTAINING MIRROR IN A BACKSPLASH DESIGN, INCLUDE A 4" SPLASH GUARD OF WET AREA APPROPRIATE MATERIAL IN AREAS WHERE WATER MAY POOL, SUCH AS BEHIND FAUCETS.

For detailed installation instructions, visit [akdo.com](http://akdo.com).

# ALLURE ENCHANT CARRARA BELLA (H) W/ PEARL GRAY (P)

Stone, Marble / Carrara Bella (H) with Pearl Gray (P) Micro Chips



PART NUMBER	PROFILE
MB1604-ENCHH0	MOSAICS
AVAILABILITY	VARIATION
IN STOCK	MEDIUM
DIMENSIONS	GROUT JOINT
11.44" x 11.88" = .94 sqft	1/16"
THICKNESS	SEALER
3/8"	YES

## ENVIRONMENTS

WALL	FLOOR	INTERIOR	EXTERIOR FREEZE/THAW	STEAM SHOWER	WET AREA	POOL	REPEAT
Yes	Yes	Yes	No	No	Yes	No	No

## TECHNICAL DATA

FEATURES	SPECIFICATION	STANDARD
DCOF		ANSI A137.1
TRAFFIC	Standard Commercial	NA

DUE TO THE INHERENT CHARACTERISTICS OF NATURAL STONE, THERE MAY BE VARIATIONS IN COLOR, MOVEMENT AND TEXTURE FROM LOT TO LOT.

For detailed installation instructions, visit [akdo.com](http://akdo.com).

# ALLURE ENCHANT CREAM TAUPE (H) W/ COCOA TAUPE (P)

Stone, Marble / with Cocoa Taupe (P) Microchips



PART NUMBER	PROFILE
MB1716-ENCHH0	MOSAICS
AVAILABILITY	VARIATION
IN STOCK	LOW
DIMENSIONS	GROUT JOINT
11.44" x 11.88" = .94 sqft	1/16"
THICKNESS	SEALER
3/8"	YES

## ENVIRONMENTS

WALL	FLOOR	INTERIOR	EXTERIOR FREEZE/THAW	STEAM SHOWER	WET AREA	POOL	REPEAT
Yes	Yes	Yes	No	No	<small>Recommended for wet areas walls only, if sealed properly</small>	No	No

## TECHNICAL DATA

FEATURES	SPECIFICATION	STANDARD
DCOF		ANSI A137.1
TRAFFIC	standard commercial	NA

DUE TO THE INHERENT CHARACTERISTICS OF NATURAL STONE, THERE MAY BE VARIATIONS IN COLOR, MOVEMENT AND TEXTURE FROM LOT TO LOT. CREAM TAUPE MAY BE USED IN WET AREAS (WALLS ONLY) WHEN SEALED CORRECTLY. TWO COATS OF PENETRATING SEALER ARE RECOMMENDED.

For detailed installation instructions, visit [akdo.com](http://akdo.com).



# ALLURE ENCHANT THASSOS (P) W/ SHELL LIGHT

Stone, Marble, Shell, Mixed Media / with Shell Microchips



PART NUMBER

MB1232-ENCHP1

AVAILABILITY

IN STOCK

DIMENSIONS

11.44" x 11.88" = .94 sqft

THICKNESS

3/8"

PROFILE

MOSAICS

VARIATION

LOW

GROUT JOINT

1/16"

SEALER

YES

## ENVIRONMENTS

WALL	FLOOR	INTERIOR	EXTERIOR FREEZE/THAW	STEAM SHOWER	WET AREA	POOL	REPEAT
Yes	No	Yes	No	Yes	Yes	No	No

## TECHNICAL DATA

FEATURES	SPECIFICATION	STANDARD
DCOF		ANSI A137.1


DUE TO THE INHERENT CHARACTERISTICS OF NATURAL STONE, THERE MAY BE VARIATIONS IN COLOR, MOVEMENT AND TEXTURE FROM LOT TO LOT.

HEAT NOT TO EXCEED  $\square$  212 $\square$ F

For detailed installation instructions, visit [akdo.com](http://akdo.com).

# ALLURE ENCHANT THASSOS (P) W/ SILVER & PEWTER MIRROR

Stone, Marble, Mirror, Mixed Media / Thassos (P) with Silver & Pewter Mirror



PART NUMBER  
MB1232-ENCHP0

AVAILABILITY  
IN STOCK

DIMENSIONS  
11.44" x 11.88" = .94 sqft

THICKNESS  
3/8"

PROFILE  
MOSAICS

VARIATION  
LOW

GROUT JOINT  
1/16"

SEALER  
YES

## ENVIRONMENTS

WALL	FLOOR	INTERIOR	EXTERIOR FREEZE/THAW	STEAM SHOWER	WET AREA	POOL	REPEAT
Yes	No	Yes	No	Yes	No	No	No

## TECHNICAL DATA

FEATURES	SPECIFICATION	STANDARD
DCOF		ANSI A137.1
Heat Resistance	Heat not to exceed 293° F	96/603/CE

DUE TO THE INHERENT CHARACTERISTICS OF NATURAL STONE, THERE MAY BE VARIATIONS IN COLOR, MOVEMENT AND TEXTURE FROM LOT TO LOT.

WHEN USING MOSAICS CONTAINING MIRROR IN A BACKSPLASH DESIGN, INCLUDE A 4" SPLASH GUARD OF WET AREA APPROPRIATE MATERIAL IN AREAS WHERE WATER MAY POOL, SUCH AS BEHIND FAUCETS.

For detailed installation instructions, visit [akdo.com](http://akdo.com).

# ALLURE RADIANCE ASH GRAY (H) W/ THASSOS (P)

Stone, Marble / with Thassos (P) Microchips



PART NUMBER  
MB1809-RADIHO

AVAILABILITY  
IN STOCK

DIMENSIONS  
9.75" x 12.87" = .87sqft

THICKNESS  
3/8"

PROFILE  
MOSAICS

VARIATION  
LOW

GROUT JOINT  
1/16"

SEALER  
YES

## ENVIRONMENTS

WALL	FLOOR	INTERIOR	EXTERIOR FREEZE/THAW	STEAM SHOWER	WET AREA	POOL	REPEAT
Yes	Yes	Yes	No	Yes	Yes, when properly sealed	No	No

## TECHNICAL DATA

FEATURES	SPECIFICATION	STANDARD
DCOF		ANSI A137.1

DUE TO THE INHERENT CHARACTERISTICS OF NATURAL STONE, THERE MAY BE VARIATIONS IN COLOR, MOVEMENT AND TEXTURE FROM LOT TO LOT.

For detailed installation instructions, visit [akdo.com](http://akdo.com).

ALLURE RADIANCE CALACATTA (P) W/ BLUE LAGOS (H) *Stone, Marble*



PART NUMBER	PROFILE
MB1203-RADIP1	MOSAICS
AVAILABILITY	VARIATION
IN STOCK	HIGH
DIMENSIONS	GROUT JOINT
9.75" x 12.87" = .87 sqft	1/16"
THICKNESS	SEALER
3/8"	YES

ENVIRONMENTS

WALL	FLOOR	INTERIOR	EXTERIOR FREEZE/THAW	STEAM SHOWER	WET AREA	POOL	REPEAT
Yes	Yes	Yes	No	No	No	No	No

TECHNICAL DATA

FEATURES	SPECIFICATION	STANDARD
DCOF		ANSI A137.1
TRAFFIC	Standard Commercial	NA

DUE TO THE INHERENT CHARACTERISTICS OF NATURAL STONE, THERE MAY BE VARIATIONS IN COLOR, MOVEMENT AND TEXTURE FROM LOT TO LOT.

For detailed installation instructions, visit [akdo.com](http://akdo.com).

# ALLURE RADIANCE CALACATTA (P) W/ BRONZE & PEWTER MIRROR *Stone, Marble, Mirror, .*



PART NUMBER  
MB1203-RADIPO

AVAILABILITY  
IN STOCK

DIMENSIONS  
9.75" x 12.87" = .87 sqft

THICKNESS  
3/8"

PROFILE  
MOSAICS

VARIATION  
HIGH

GROUT JOINT  
1/16"

SEALER  
YES

## ENVIRONMENTS

WALL	FLOOR	INTERIOR	EXTERIOR FREEZE/THAW	STEAM SHOWER	WET AREA	POOL	REPEAT
Yes	No	Yes	No	No	No	No	No

## TECHNICAL DATA

FEATURES	SPECIFICATION	STANDARD
DCOF		ANSI A137.1
Heat Resistance	Heat not to exceed 293° F	96/603/CE

DUE TO THE INHERENT CHARACTERISTICS OF NATURAL STONE, THERE MAY BE VARIATIONS IN COLOR, MOVEMENT AND TEXTURE FROM LOT TO LOT.

WHEN USING MOSAICS CONTAINING MIRROR IN A BACKSPLASH DESIGN, INCLUDE A 4" SPLASH GUARD OF WET AREA APPROPRIATE MATERIAL IN AREAS WHERE WATER MAY POOL, SUCH AS BEHIND FAUCETS.

For detailed installation instructions, visit [akdo.com](http://akdo.com).

# ALLURE RADIANCE CARRARA BELLA (H) W/ PEARL GRAY (P)

Stone, Marble / Carrara Bella (H) with Pearl Gray (P) Micro Chips



PART NUMBER  
MB1604-RADIHO

AVAILABILITY  
IN STOCK

DIMENSIONS  
9.75" x 12.87" = .87sqft

THICKNESS  
3/8"

PROFILE  
MOSAICS

VARIATION  
MEDIUM

GROUT JOINT  
1/16"

SEALER  
YES

## ENVIRONMENTS

WALL	FLOOR	INTERIOR	EXTERIOR FREEZE/THAW	STEAM SHOWER	WET AREA	POOL	REPEAT
Yes	Yes	Yes	No	No	Yes	No	No

## TECHNICAL DATA

FEATURES	SPECIFICATION	STANDARD
DCOF		ANSI A137.1
TRAFFIC	Standard Commercial	NA

DUE TO THE INHERENT CHARACTERISTICS OF NATURAL STONE, THERE MAY BE VARIATIONS IN COLOR, MOVEMENT AND TEXTURE FROM LOT TO LOT.

For detailed installation instructions, visit [akdo.com](http://akdo.com).

## ALLURE RADIANCE CREAM TAUPE (H) W/ COCOA TAUPE (P) *Stone, Marble*



PART NUMBER  
MB1716-RADIHO

PROFILE  
MOSAIC

AVAILABILITY  
IN STOCK

DIMENSIONS  
9.75" x 12.87" = .87 sqft

THICKNESS

### ENVIRONMENTS

WALL	FLOOR	INTERIOR	EXTERIOR FREEZE/THAW	STEAM SHOWER	WET AREA	POOL	REPEAT
Yes	Yes	Yes	No	Not recommended	<small>Recommended for wet area walls only, if sealed properly</small>	No	

### TECHNICAL DATA

FEATURES	SPECIFICATION	STANDARD
DCOF		ANSI A137.1
TRAFFIC	Standard Commercial	NA

DUE TO THE INHERENT CHARACTERISTICS OF NATURAL STONE, THERE MAY BE VARIATIONS IN COLOR, MOVEMENT AND TEXTURE FROM LOT TO LOT. CREAM TAUPE MAY BE USED IN WET AREAS (WALLS ONLY) WHEN SEALED CORRECTLY. TWO COATS OF PENETRATING SEALER ARE RECOMMENDED.

For detailed installation instructions, visit [akdo.com](http://akdo.com).

# ALLURE RADIANCE THASSOS (P) W/ SHELL LIGHT

Stone, Marble, Shell, Mixed Media / with Shell Microchips



PART NUMBER  
MB1232-RADIP1

AVAILABILITY  
IN STOCK

DIMENSIONS  
9.75" x 12.87" = .87sqft

THICKNESS  
3/8"

PROFILE  
MOSAICS

VARIATION  
LOW

GROUT JOINT  
1/16"

SEALER  
YES

## ENVIRONMENTS

WALL	FLOOR	INTERIOR	EXTERIOR FREEZE/THAW	STEAM SHOWER	WET AREA	POOL	REPEAT
Yes	No	Yes	No	Yes	Yes	No	No

## TECHNICAL DATA

FEATURES	SPECIFICATION	STANDARD
DCOF		ANSI A137.1

DUE TO THE INHERENT CHARACTERISTICS OF NATURAL STONE, THERE MAY BE VARIATIONS IN COLOR, MOVEMENT AND TEXTURE FROM LOT TO LOT.


HEAT NOT TO EXCEED □ 212 °F

For detailed installation instructions, visit [akdo.com](http://akdo.com).



# ALLURE RADIANCE THASSOS (P) W/ SILVER & PEWTER MIRROR

Stone, Marble, Mirror, Mixed Media / Thassos (P) with Silver & Pewter Mirror



PART NUMBER	PROFILE
MB1232-RADIPO	MOSAICS
AVAILABILITY	VARIATION
IN STOCK	LOW
DIMENSIONS	GROUT JOINT
9.75" x 12.87" = .87sqft	1/16"
THICKNESS	SEALER
3/8"	YES

## ENVIRONMENTS

WALL	FLOOR	INTERIOR	EXTERIOR FREEZE/THAW	STEAM SHOWER	WET AREA	POOL	REPEAT
Yes	No	Yes	No	Yes	No	No	No

## TECHNICAL DATA

FEATURES	SPECIFICATION	STANDARD
DCOF		ANSI A137.1
Heat Resistance	Heat not to exceed 293° F	96/603/CE

DUE TO THE INHERENT CHARACTERISTICS OF NATURAL STONE, THERE MAY BE VARIATIONS IN COLOR, MOVEMENT AND TEXTURE FROM LOT TO LOT.

WHEN USING MOSAICS CONTAINING MIRROR IN A BACKSPLASH DESIGN, INCLUDE A 4" SPLASH GUARD OF WET AREA APPROPRIATE MATERIAL IN AREAS WHERE WATER MAY POOL, SUCH AS BEHIND FAUCETS.

For detailed installation instructions, visit [akdo.com](http://akdo.com).

# ALLURE RUG MOSAIC CALACATTA (P) W/ BRONZE & PEWTER MIRROR

Stone, Marble, Mirror, Mixed Media / Calacatta (P) with BRONZE & PEWTER Mirror



PART NUMBER  
SDAL03-AL01RU

AVAILABILITY  
IN STOCK

DIMENSIONS  
7.88" x 11.75" = .64 sqft

THICKNESS  
3/8"

PROFILE  
MOSAICS,ART PIECES

VARIATION  
HIGH

GROUT JOINT  
1/16"

SEALER  
YES

## ENVIRONMENTS

WALL	FLOOR	INTERIOR	EXTERIOR FREEZE/THAW	STEAM SHOWER	WET AREA	POOL	REPEAT
Yes	No	Yes	No	No	No	No	No

## TECHNICAL DATA

FEATURES	SPECIFICATION	STANDARD
DCOF		ANSI A137.1
Heat Resistance	Heat not to exceed 293° F	96/603/CE

DUE TO THE INHERENT CHARACTERISTICS OF NATURAL STONE, THERE MAY BE VARIATIONS IN COLOR, MOVEMENT AND TEXTURE FROM LOT TO LOT.

WHEN USING MOSAICS CONTAINING MIRROR IN A BACKSPLASH DESIGN, INCLUDE A 4" SPLASH GUARD OF WET AREA APPROPRIATE MATERIAL IN AREAS WHERE WATER MAY POOL, SUCH AS BEHIND FAUCETS.

For detailed installation instructions, visit [akdo.com](http://akdo.com).

---

# ALLURE RUG MOSAIC CARRARA BELLA (H) W/ PEARL GRAY (P)

Stone, Marble / with Pearl Gray (P)



PART NUMBER  
SDAL07-AL01RU

AVAILABILITY  
IN STOCK

DIMENSIONS  
7.88" x 11.75" = .64 sqft

THICKNESS  
3/8"

PROFILE  
MOSAICS,ART PIECES

VARIATION  
LOW

GROUT JOINT  
1/16"

SEALER  
YES

## ENVIRONMENTS

WALL	FLOOR	INTERIOR	EXTERIOR FREEZE/THAW	STEAM SHOWER	WET AREA	POOL	REPEAT
Yes	Yes	Yes	No	Yes	Yes	No	No

## TECHNICAL DATA

FEATURES	SPECIFICATION	STANDARD
DCOF		ANSI A137.1

DUE TO THE INHERENT CHARACTERISTICS OF NATURAL STONE, THERE MAY BE VARIATIONS IN COLOR, MOVEMENT AND TEXTURE FROM LOT TO LOT.

For detailed installation instructions, visit [akdo.com](http://akdo.com).

---

# ALLURE RUG MOSAIC CARRARA BELLA (H) W/ PEARL GRAY (P)

Stone, Marble / with Pearl Gray (P)



PART NUMBER  
SDAL07-AL01RU

AVAILABILITY  
IN STOCK

DIMENSIONS  
7.88" x 11.75" = .64 sqft

THICKNESS  
3/8"

PROFILE  
MOSAICS,ART PIECES

VARIATION  
LOW

GROUT JOINT  
1/16"

SEALER  
YES

## ENVIRONMENTS

WALL	FLOOR	INTERIOR	EXTERIOR FREEZE/THAW	STEAM SHOWER	WET AREA	POOL	REPEAT
Yes	Yes	Yes	No	Yes	Yes	No	No

## TECHNICAL DATA

FEATURES	SPECIFICATION	STANDARD
DCOF		ANSI A137.1

DUE TO THE INHERENT CHARACTERISTICS OF NATURAL STONE, THERE MAY BE VARIATIONS IN COLOR, MOVEMENT AND TEXTURE FROM LOT TO LOT.

For detailed installation instructions, visit [akdo.com](http://akdo.com).

# ALLURE RUG MOSAIC THASSOS (P) W/ SHELL LIGHT

Stone, Marble, Shell, Mixed Media / Allure Rug Mosaic Thassos P Shell Light



PART NUMBER  
SDAL06-AL01RU

AVAILABILITY  
IN STOCK

DIMENSIONS  
7.88" x 11.75" = .64 sqft

THICKNESS  
3/8"

PROFILE  
MOSAICS,ART PIECES

GROUT JOINT  
1/16"

## ENVIRONMENTS

WALL	FLOOR	INTERIOR	EXTERIOR FREEZE/THAW	STEAM SHOWER	WET AREA	POOL	REPEAT
Yes	No	Yes	No	No	Yes	No	No

## TECHNICAL DATA

FEATURES	SPECIFICATION	STANDARD
DCOF		ANSI A137.1

DUE TO THE INHERENT CHARACTERISTICS OF NATURAL STONE, THERE MAY BE VARIATIONS IN COLOR, MOVEMENT AND TEXTURE FROM LOT TO LOT.

HEAT NOT TO EXCEED □ 212 °F

For detailed installation instructions, visit [akdo.com](http://akdo.com).