



Zellige

Zellige

Zellige, inspired by ancient Moroccan tiles. Its glossy finish, long rectangular format, irregular edges and exquisite color range are bound to create magical spaces.

Ceramic Wall

2.5"x16"

Zellige Dark Gray 2.5"x16"



Zellige Deep Blue 2.5"x16"




Zellige White 2.5"x16"




Zellige Tender Gray 2.5"x16"


Zellige


Ceramic Wall


8.5 |  | 2.5"x16"
6.5x40 cm




Deep Blue



2.5"x16"
FHSEOMNDB1


3/4"x16"
FHSEOMNDB1




Tender Gray



2.5"x16"
FHSEOMNTG1



3/4"x16"
FHSEOMNTG1




Emerald Green



2.5"x16"
FHSEOMNEG1



3/4"x16"
FHSEOMNEG1




Dark Gray



2.5"x16"
FHSEOMNDG1


3/4"x16"
FHSEOMNDG1



White


2.5"x16"
FHSEOMN011


3/4"x16"
FHSEOMN011

Zellige

Ceramic Wall

Technical Specifications

CHARACTERISTICS	STANDARD	DECLARED ASTM
Water Absorption	C373	>10%
Break Strength	C648	Meet or Exceeds
Scratch Hardness	MOH's Scale	N/A
Chemical Resistance	C650	Unaffected
Shade and Texture Rating	CTDA "V"	V3
Warpage	C485	Pass

Packaging Info

Size	SF per carton	PC per carton
2.5"x16"	10.76	40
3/4"x16" Pencil	3.60	40