



Signature

# LIVING ROOM

pag. **8**



# SPA HALL

pag. **11**





# BATH ROOM

pag. **12**



# TERRACE

pag. **15**



# KITCHEN

pag. **17**

# Signature



SIGNATURE STONE DARK / BEIGE / WHITE  
SIGNATURE WOOD BEIGE

COME IN NATURA,  
AS IT HAPPENS IN NATURE,  
LEGNO E PIETRA  
WOOD AND STONE  
SI INCONTRANO,  
MEET TOGETHER,  
COMPLETANDOSI  
COMPLEMENTING  
A VICENDA.  
EACH OTHER.

---



**Signature**

# LIVING



**SIGNATURE STONE GREY /**

**90X90 - 35,4"X35,4"**

**MOSAICO STAR BEIGE /**

**32,2X36,8 - 12,7"X14,5"**

**SIGNATURE WOOD TAUPE /**

**20X120 RETT- 8"X48"**





SIGNATURE STONE DARK



SIGNATURE STONE DARK / 90X90 - 35,4"X35,4"

**Signature**

SIGNATURE STONE WHITE /  
60X120 - 24"X47,2"  
CHEVRON WHITE /  
7,5X60 - 3"X24"

**BATH**






SIGNATURE WOOD BEIGE



MOSAICO STAR BEIGE 32,2X36,8 - 12,7"X14,5"  
SIGNATURE WOOD BEIGE / 25X150 - 10"X60"





SIGNATURE STONE GREY



SIGNATURE STONE GREY  
60X120 - 24"X47,2" / 60X60 - 24"X24"  
30X60 - 12"X24" / 60X90 - 24"X35,4"





**GRES PORCELLANATO  
IMPASTO COLORATO**

COLOURED BODY  
PORCELAIN STONEWARE

DURCHGEFÄRBTES  
FEINSTEINZEUG

КЕРАМОГРАНИТ,  
ОКРАШЕННЫЙ В МАССЕ

**DIGITAL TECHNOLOGY**

GRÈS CÉRAME COLORÉ  
DANS LA MASSE

PORCELÁNICO DE PASTA  
DE COLOR

**COLORI**

COLOURS

**FINITURE / FINISHES**

R10 A / RETT / OUT



**STONE  
WHITE**



**STONE  
BEIGE**



**STONE  
GREY**



**STONE  
DARK**



**WOOD  
CREAM**



**WOOD  
BEIGE**



**WOOD  
BROWN**



**WOOD  
TAUPE**

# Signature Stone

SIGNATURE STONE WHITE / 60X120 - 24"X47,2"



SIGNATURE STONE BEIGE / 60X120 - 24"X47,2"



**SVILUPPO GRAFICO / GRAPHIC DEVELOPMENT**

**60x120 / 24"x47,2" pcs. 18 - 30x60 / 12"x24" pcs. 72 - 60x60 / 24"x24" pcs 36 - 90x90 / 35,4"x35,4" pcs. 18**  
**60x90 / 24"x35,4 pcs. 18**

**SIGNATURE STONE GREY / 60X120 - 24"X47,2"**



**SIGNATURE STONE DARK / 60X120 - 24"X47,2"**



**GRES PORCELLANATO  
IMPASTO COLORATO**

COLOURED BODY  
PORCELAIN STONWARE

DURCHGEFÄRBTES  
FEINSTEINZEUG

КЕРАМОГРАНИТ,  
ОКРАШЕННЫЙ В МАССЕ

**DIGITAL TECHNOLOGY**

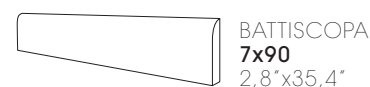
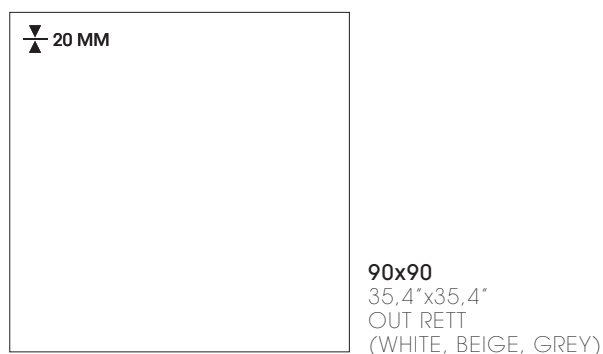
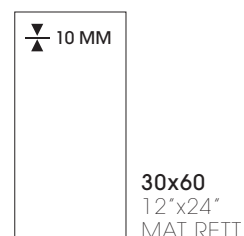
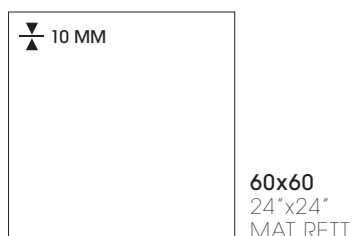
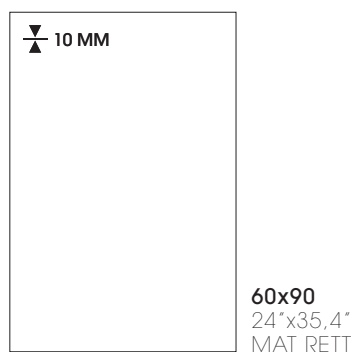
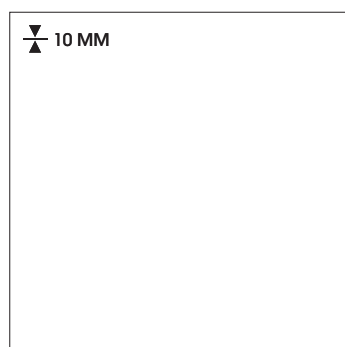
GRÈS CÉRAMÉ COLORÉ  
DANS LA MASSE

PORCELÁNICO DE PASTA  
DE COLOR

## Signature Stone

### FORMATI

SIZES - FORMATS - FORMATE - FORMATOS - ФОРМАТЫ



**Pezzi Speciali 20mm White / Beige / Grey disponibili su richiesta**  
Special Pieces 20mm White / Beige / Grey available on request

**GRES PORCELLANATO  
IMPASTO COLORATO**

COLOURED BODY  
PORCELAIN STONWARE

DURCHGEFÄRBTES  
FEINSTEINZEUG

КЕРАМОГРАНИТ,  
ОКРАШЕННЫЙ В МАССЕ

**DIGITAL TECHNOLOGY**


GRÈS CÉRAMÉ COLORÉ  
DANS LA MASSE

PORCELÁNICO DE PASTA  
DE COLOR

**DECORATIVE PIECES  
AND SPECIAL TRIMS**




IN/10 MM




**MOSAICO MIX  
WHITE**  
30x30  
12"x12"  
MAT RETT




**MOSAICO MIX  
BEIGE**  
30x30  
12"x12"  
MAT RETT




**MOSAICO MIX  
GREY**  
30x30  
12"x12"  
MAT RETT




**MOSAICO MIX  
DARK**  
30x30  
12"x12"  
MAT RETT




**MOSAICO  
ANTICATO WHITE**  
30x30  
12"x12"  
MAT RETT



**MOSAICO  
ANTICATO BEIGE**  
30x30  
12"x12"  
MAT RETT




**MOSAICO  
ANTICATO GREY**  
30x30  
12"x12"  
MAT RETT



**MOSAICO  
ANTICATO DARK**  
30x30  
12"x12"  
MAT RETT



**CHEVRON WHITE**  
7,5x60  
3"x24"  
MAT RETT




**CHEVRON BEIGE**  
7,5x60  
3"x24"  
MAT RETT



**CHEVRON GREY**  
7,5x60  
3"x24"  
MAT RETT




**CHEVRON DARK**  
7,5x60  
3"x24"  
MAT RETT



**MOSAICO STAR  
BEIGE**  
32,2x36,8  
12,7"x14,5"  
OUT RETT  
(WHITE, BEIGE, GREY)



**MOSAICO STAR  
GREY**  
32,2x36,8  
12,7"x14,5"  
OUT RETT  
(WHITE, BEIGE, GREY)



**MOSAICO STAR  
DARK**  
32,2x36,8  
12,7"x14,5"  
OUT RETT  
(WHITE, BEIGE, GREY)

# Signature Stone

|            |           |  |    |
|------------|-----------|--|----|
| 9,7X59,7   | DSS1010R  | SIGNATURE STONE WHITE 10X60                  | Mq |
|            | DSS1020R  | SIGNATURE STONE BEIGE 10X60                  |    |
|            | DSS1040R  | SIGNATURE STONE GREY 10X60                   |    |
|            | DSS1070R  | SIGNATURE STONE DARK 10X60                   |    |
| 29,7x59,7  | DSS310R   | SIGNATURE STONE WHITE 30X60                  | Mq |
|            | DSS320R   | SIGNATURE STONE BEIGE 30X60                  |    |
|            | DSS340R   | SIGNATURE STONE GREY 30X60                   |    |
|            | DSS370R   | SIGNATURE STONE DARK 30X60                   |    |
| 59,7X59,7  | DSS610R   | SIGNATURE STONE WHITE 60                     | Mq |
|            | DSS620R   | SIGNATURE STONE BEIGE 60                     |    |
|            | DSS640R   | SIGNATURE STONE GREY 60                      |    |
|            | DSS670R   | SIGNATURE STONE DARK 60                      |    |
| 59,7X119,7 | DSS12610R | SIGNATURE STONE WHITE 120                    | Mq |
|            | DSS12620R | SIGNATURE STONE BEIGE 120                    |    |
|            | DSS12640R | SIGNATURE STONE GREY 120                     |    |
|            | DSS12670R | SIGNATURE STONE DARK 120                     |    |
| 89,7X89,7  | DSS9910R  | SIGNATURE STONE WHITE 90                     | Mq |
|            | DSS9920R  | SIGNATURE STONE BEIGE 90                     |    |
|            | DSS9940R  | SIGNATURE STONE GREY 90                      |    |
|            | DSS9970R  | SIGNATURE STONE DARK 90                      |    |
| 7,5X59     | DSS0710CH | SIGNATURE STONE WHITE CHEVRON                | Mq |
|            | DSS0720CH | SIGNATURE STONE BEIGE CHEVRON                |    |
|            | DSS0740CH | SIGNATURE STONE GREY CHEVRON                 |    |
|            | DSS0770CH | SIGNATURE STONE DARK CHEVRON                 |    |
| 32,2X36,8  | DSSM14ST  | MOS.STAR S.STONE GREY/WHITE                  | Pz |
|            | DSSM21ST  | MOS.STAR S.STONE BEIGE/WHITE                 |    |
|            | DSSM47ST  | MOS.STAR S.STONE GREY/DARK                   |    |
| 30X30      | DSSMA10   | MOS.ANTICATO S.STONE WHITE(Mix t.1x1 pz 484) | Pz |
|            | DSSMA20   | MOS.ANTICATO S.STONE BEIGE(Mix t.1x1 pz 484) |    |
|            | DSSMA40   | MOS.ANTICATO S.STONE GREY(Mix t.1x1 pz 484)  |    |
|            | DSSMA70   | MOS.ANTICATO S.STONE DARK(Mix t.1x1 pz 484)  |    |
| 29,7X29,7  | DSSM10    | MOS. S.STONE WHITE (Mix PZ 36)               | Pz |
|            | DSSM20    | MOS. S.STONE BEIGE (Mix PZ 36)               |    |
|            | DSSM40    | MOS. S.STONE GREY (Mix PZ 36)                |    |
|            | DSSM70    | MOS. S.STONE DARK (Mix PZ 36)                |    |

|        |         |                                  |    |
|--------|---------|----------------------------------|----|
| 9X59,7 | DSSB61R | BATT. SIGNATURE STONE WHITE 59,5 | Pz |
|        | DSSB62R | BATT. SIGNATURE STONE BEIGE 59,5 |    |
|        | DSSB64R | BATT. SIGNATURE STONE GREY 59,5  |    |
|        | DSSB67R | BATT. SIGNATURE STONE DARK 59,5  |    |

|        |         |                                |    |
|--------|---------|--------------------------------|----|
| 7X89,7 | DSSB91R | BATT. SIGNATURE STONE WHITE 90 | Pz |
|        | DSSB92R | BATT. SIGNATURE STONE BEIGE 90 |    |
|        | DSSB94R | BATT. SIGNATURE STONE GREY 90  |    |
|        | DSSB97R | BATT. SIGNATURE STONE DARK 90  |    |

## OUT

|           |           |                                  |    |
|-----------|-----------|----------------------------------|----|
| 89,7X89,7 | DSS9910OR | SIGNATURE STONE WHITE OUT 90 RET | Mq |
|           | DSS9920OR | SIGNATURE STONE BEIGE OUT 90 RET |    |
|           | DSS9940OR | SIGNATURE STONE GREY OUT 90 RET  |    |
|           | DSS9970OR | SIGNATURE STONE DARK OUT 90 RET  |    |

## OUT 20 MM

|           |           |                                     |    |
|-----------|-----------|-------------------------------------|----|
| 89,7X89,7 | DSS9901OR | SIGNATURE STONE WHITE 90 RETT 20 MM | Mq |
|           | DSS9902OR | SIGNATURE STONE BEIGE 90 RETT 20 MM |    |
|           | DSS9904OR | SIGNATURE STONE GREY 90 RETT 20 MM  |    |
|           | DSS9977OR | SIGNATURE STONE DARK 90 RET 20 mm   |    |

## IMBALLI / PACKING / EMBALLAGE / VERPACKUNG

| FORMATO<br>SIZE<br>FORMAT<br>FORMAT | PZ./SCATOLA<br>PIECES/BOX<br>PIECES/BOÎTE<br>STÜCK/KARTON | MQ./SCATOLA<br>SQM/BOX<br>M²/BOÎTE<br>QM/KARTON | KG./SCATOLA<br>KG/BOX<br>KG/BOÎTE<br>KG/KARTON | SC./PALLET<br>BOXES/PALLET<br>BOÎTES/PALETTE<br>KARTONS/PALETTE | MQ./PALLET<br>SQM/PALLET<br>M²/PALLETE<br>QM/PALLETE | KG./PALLET<br>KG/PALLET<br>KG/PALLETE<br>KG/PALLETE | SPESSORE<br>THICKNESS<br>ÉPAISSEURS<br>STÄRKE |
|-------------------------------------|---|---|--|---|--|---|---|
| 9,7x59,7 3,5"x23,4" RETT            | 12  | 0,700   | 15,20  | 60  | 42,00  | 927   | 10 MM   |
| 29,7x59,7 11,8"x23,4" RETT          | 5   | 0,900   | 19,30  | 48  | 43,20  | 941   | 10 MM   |
| 59,7x59,7 23,4"x23,4" RETT          | 4   | 1,440   | 31,00  | 30  | 43,20  | 945   | 10 MM   |
| 59,7x119,7 23,4"x47" RETT           | 2   | 1,440   | 31,00  | 36  | 51,84  | 1.131   | 10 MM   |
| 89,7x89,7 35,4"x35,4" RETT          | 2   | 1,620   | 33,40  | 20  | 32,40  | 683   | 10 MM   |
| 7,5x59,7 3"x23,2" CHEVRON           | 12  | -   | -  | 48  | -  | -   | 10 MM   |
| 32,2x36,8 12,7"x14,5" MOS. STAR     | 4   | -   | -  | -   | -  | -   | -   |
| 30x30 12"x12" MOS. ANTICATO         | 4   | -   | -  | -   | -  | -   | -   |
| 29,7x29,7 11,8"x11,8" MOS. MIX      | 4   | -   | -  | -   | -  | -   | -   |
| 7x89,7 2,8"x35,4" BATTISCOPA        | 6   | -   | -  | -   | -  | -   | -   |
| 9x59,7 3,5"x23,4" BATTISCOPA        | 12  | -   | -  | -   | -  | -   | -   |
| 89,7x89,7 35,4"x35,4" 20 MM         | 1   | 0,810   | 36,70  | 30  | 24,30  | 1116  | 20 MM   |

# Signature Wood

SIGNATURE WOOD CREAM / 25X150 - 10\*X60\*



SIGNATURE WOOD BEIGE / 25X150 - 10\*X60\*





**SVILUPPO GRAFICO / GRAPHIC DEVELOPMENT**

20x120 / 8"x48" pcs. 42 - 30x120 / 12"x48" pcs. 28 - 40x120 / 16"x48" pcs 28 - 25x150 / 10"x60" pcs. 42

**SIGNATURE WOOD BROWN / 25X150 - 10"X60"**



**SIGNATURE WOOD TAUPE / 25X150 - 10"X60"**



**GRES PORCELLANATO  
IMPASTO COLORATO**

COLOURED BODY  
PORCELAIN STONEWARE

DURCHGEFÄRBTES  
FEINSTEINZEUG

КЕРАМОГРАНИТ,  
ОКРАШЕННЫЙ В МАССЕ

**DIGITAL TECHNOLOGY**

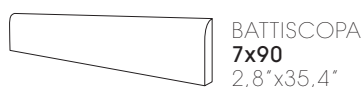
GRÈS CÉRAME COLORÉ  
DANS LA MASSE

PORCELÁNICO DE PASTA  
DE COLOR

## Signature Wood

### FORMATI

SIZES - FORMATS - FORMATE - FORMATOS - ФОРМАТЫ



## Signature Wood

|        |          |                            |    |
|--------|----------|----------------------------|----|
| 20X120 | DSS1220W | SIGNATURE STONE WOOD BEIGE | Mq |
|        | DSS1240W | SIGNATURE STONE WOOD TAUPE |    |
|        | DSS1260W | SIGNATURE STONE WOOD BROWN |    |
|        | DSS1280W | SIGNATURE STONE WOOD CREAM |    |
| 30X120 | DSS3020W | SIGNATURE STONE WOOD BEIGE | Mq |
|        | DSS3040W | SIGNATURE STONE WOOD TAUPE |    |
|        | DSS3060W | SIGNATURE STONE WOOD BROWN |    |
|        | DSS3080W | SIGNATURE STONE WOOD CREAM |    |
| 25X150 | DSW25120 | SIGNATURE WOOD BEIGE       | Mq |
|        | DSW25140 | SIGNATURE WOOD TAUPE       |    |
|        | DSW25160 | SIGNATURE WOOD BROWN       |    |
|        | DSW25180 | SIGNATURE WOOD CREAM       |    |
| 6x120  | DSWB20   | BATT.SIGNATURE WOOD BEIGE  | Pz |
|        | DSWB40   | BATT.SIGNATURE WOOD TAUPE  |    |
|        | DSWB60   | BATT.SIGNATURE WOOD BROWN  |    |
|        | DSWB80   | BATT.SIGNATURE WOOD CREAM  |    |

## OUT

|        |          |                          |    |
|--------|----------|--------------------------|----|
| 20X120 | DSW1220O | SIGNATURE WOOD OUT BEIGE | Mq |
|        | DSW1240O | SIGNATURE WOOD OUT TAUPE |    |
|        | DSW1260O | SIGNATURE WOOD OUT BROWN |    |
|        | DSW1280O | SIGNATURE WOOD OUT CREAM |    |












## OUT 20 MM

|        |          |                           |    |
|--------|----------|---------------------------|----|
| 40x120 | DSW4020O | SIGN. WOOD OUT BEIGE 20mm | Mq |
|        | DSW4040O | SIGN. WOOD OUT TAUPE 20mm |    |
|        | DSW4060O | SIGN. WOOD OUT BROWN 20mm |    |
|        | DSW4080O | SIGN. WOOD OUT CREAM 20mm |    |

## IMBALLI / PACKING / EMBALLAGE / VERPACKUNG

| FORMATO<br>SIZE<br>FORMAT<br>FORMAT | PZ./SCATOLA<br>PIECES/BOX<br>PIECES/BOÎTE<br>STÜCK/KARTON | MQ./SCATOLA<br>SQM/BOX<br>M²/BOÎTE<br>QM/KARTON | KG./SCATOLA<br>KG/BOX<br>KG/BOÎTE<br>KG/KARTON | SC./PALLET<br>BOXES/PALLET<br>BOÎTES/PALETTE<br>KARTONS/PALETTE | MQ./PALLET<br>SQM/PALLET<br>M²/PALLETE<br>QM/PALLETE | KG./PALLET<br>KG/PALLET<br>KG/PALLETE<br>KG/PALLETE | SPESSORE<br>THICKNESS<br>ÉPAISSEURS<br>STÄRKE |
|-------------------------------------|---|---|--|---|--|---|---|
| 20x120 8"x48" RETT                  | 6   | 1,410   | 30,50  | 45  | 63,45  | 1.393   | 10 MM   |
| 30x120 12"x48" RETT                 | 4   | 1,410   | 30,50  | 36  | 50,76  | 1118  | 10 MM   |
| 25x150 10"x59" RETT                 | 3   | 1,125   | 25,60  | 36  | 40,50  | 942   | 10 MM   |
| 6x120 3,5"x47,2" BATTISCOPA         | 6   | -   | -  | -   | -  | -   | -   |
| 40x120 16"x48" OUT 20               | 2   | 0,960   | 46,00  | 20  | 19,20  | 940   | 20 MM   |

**Dati tecnici secondo norme:  
 Technical data conform to:  
 Caractéristiques techniques d'après normes:  
 Technische Daten nach den Normen:  
 EN 14411 Bla GL**

|   |  |   | <b>Signature</b>   | <b>Signature OUT</b>   |
|---|--|---|--|--|
|   | <b>Caratteristiche Tecniche<br/>                     Technical Data<br/>                     Caracteristiques Techniques<br/>                     Technische Daten</b> | <b>Norme<br/>                     Norms<br/>                     Normes<br/>                     Norm</b> | <b>Valori<br/>                     Value<br/>                     Valeur<br/>                     Wert</b> | <b>Valori<br/>                     Value<br/>                     Valeur<br/>                     Wert</b> |
|    | Resistenza all'abrasione<br>Abrasion resistance<br>Résistance à l'abrasion<br>Abrasionswiderstandigkeit  | ISO 10545 - 7   | PEI IV   | PEI IV   |
|    | Assorbimento d'acqua<br>Water absorption<br>Absorption d'eau<br>Wasseraufnahme   | ISO 10545 - 3   | ≤ 0,5%   | ≤ 0,5%   |
|    | Resistenza alla flessione<br>Breaking modulus<br>Résistance à la flexion<br>Biegefestigkeit  | ISO 10545 - 4   | ≥ 35 N/mm <sup>2</sup>   | ≥ 35 N/mm <sup>2</sup>   |
|    | Resistenza al gelo<br>Resistance to frost<br>Résistance au gel<br>Frostbeständigkeit   | ISO 10545 - 12  | NON GELIVE<br>FROST PROOF<br>INGÉLIF<br>FROSTSICHER  | NON GELIVE<br>FROST PROOF<br>INGÉLIF<br>FROSTSICHER  |
|    | Resistenza all'attacco acido e basico<br>Glaze resistance to acid and alkaline attack<br>Résistance aux acides et aux bases<br>Säure-und laugenfestigkeit              | ISO 10545 - 13  | RESISTE<br>RESISTS<br>RESISTE<br>BESTÄNDIG   | RESISTE<br>RESISTS<br>RESISTE<br>BESTÄNDIG   |
|    | Durezza Mohs<br>Mohs hardness<br>Dureté Mohs<br>Härte Mohs   | EN101   | 5  | -  |
|    | Resistenza alle macchie<br>Stain resistance<br>Résistance aux taches<br>Fleckenfestigkeit  | ISO 10545 - 14  | TOTALE<br>COMPLETE<br>TOTALE<br>ABSOLUT  | TOTALE<br>COMPLETE<br>TOTALE<br>ABSOLUT  |
|   | Scivolosità<br>Slipperiness<br>Degré de glissement<br>Rutschhemmung  | DIN 51130   | R10  | R11  |
|  | Resistenza allo scivolamento<br>Slip resistance<br>Résistance au glissement<br>Rutschhemmung   | DIN 51097   | B  | C  |
|  | Scivolosità<br>Coefficient of friction<br>Degré de glissement<br>Rutschhemmung   | ANSI A137-1   | ≥ 0,42   | ≥ 0,42   |
|  | Stonalizzazione<br>Shading<br>Denuançage<br>Spiefarbig   | -   | V2   | V2   |

I valori indicati nella tabella si riferiscono alle prove eseguite sul colore ICE.

The values in the table refer to the tests performed on color ICE.

Les valeurs indiquées dans le tableau se réfèrent aux essais exécutés sur le couleur ICE.

Die in der Tabelle angegebenen Werte beziehen sich auf die Tests die auf dem Farbe ICE ausgeführt wurden.

Los valores indicados en la tabla se refieren a las pruebas realizadas sobre el color ICE.

Указанные в таблице значения относятся к испытаниям, проведенным на бежевом оттенке ICE.