

ELYSIAN

timeless surfaces



ELYSIAN

timeless surfaces

DESIGN LINKS

en / ELYSIAN IS A REAL LAB FOR INDOOR AND OUTDOOR APPLICATIONS.

A unique collection of the best-known stones used in architecture, elevated to their highest aesthetic potential.

de / ELYSIAN IST EIN WAHRES LÖSUNGSLABOR FÜR ANWENDUNGEN IM INDOOR-UND OUTDOOR-BEREICH.

Eine einmalige Sammlung der bekanntesten und am häufigsten in der Architektur eingesetzten Steine, die hier auf ihr höchstes ästhetisches Niveau gehoben werden.

fr / ELYSIAN EST UN VÉRITABLE LABORATOIRE DE SOLUTIONS POUR DES APPLICATIONS EN INTÉRIEUR ET EN EXTÉRIEUR.

Un assortiment unique des pierres les plus connues et utilisées en architecture, conduites à leur niveau esthétique maximal.

es / ELYSIAN ES UN VERDADERO LABORATORIO DE SOLUCIONES PARA APLICACIONES EN INTERIORES Y EXTERIORES.

Una colección única de las piedras más conocidas y utilizadas en arquitectura, llevadas a su máximo nivel estético.

中國 / ELYSIAN 是一个真正的室内和室外应用解决方案系列。这个独特的系列仿造了建筑中最著名和最常用的多种石材纹理，达到最高水平的美观效果。

ELYSIAN E' UN VERO E PROPRIO LABORATORIO DI SOLUZIONI PER APPLICAZIONI IN INDOOR E OUTDOOR.

Una raccolta unica delle pietre piu' conosciute ed utilizzate in architettura, portate al loro massimo livello estetico.



ELYSIAN

timeless surfaces

UN'ESTETICA MINIMAL MA RICCA DI DETTAGLI SUPERFICIALI E MATERICI: EQUILIBRIO DEI COLORI, DELICATE SFUMATURE, RIFLESSI ED EFFETTI MINERALI CARATTERIZZANO OGNI SINGOLO RIFERIMENTO, PER UNA PERFETTA COMBINAZIONE TRA ARMONIA GRAFICA E COMPLESSITÀ CROMATICA.

en / A minimal look but rich in surface and material details: balanced colours, delicate nuances, and reflections and mineral effects characterise every single reference, for a perfect combination of harmonious graphics and complex colours.

fr / Une esthétique minimaliste mais riche en détails superficiels et matériels : l'équilibre des couleurs, les nuances délicates, les reflets et les effets minéraux caractérisent chacune des références, pour une combinaison parfaite entre harmonie graphique et complexité chromatique.

中國 / 外观简约，但表面和材料细节极为丰富：色彩的平衡、细腻的深浅渐变、反射和矿物效果是每一款产品的特征，实现图形和谐与色彩复杂性的完美结合。

de / Eine minimalistische Optik, die aber durch eine Fülle an oberflächlichen und materiellen Details bereichert wird: Jedes einzelne Element zeichnet sich durch die Ausgewogenheit der Farben, zarten Nuancen, Reflexe und mineralischen Effekte aus, das Ergebnis ist eine vollendete Kombination zwischen grafischer Harmonie und farblicher Komplexität.

es / Una estética minimalista, pero rica en detalles superficiales y maticos: el equilibrio de los colores, los delicados maticos, los reflejos y los efectos minerales constituyen su común denominador y permiten lograr una combinación perfecta de armonía gráfica y complejidad cromática.



ELYSIAN

timeless surfaces

— EY 01

— EY 02

— EY 03

— EY 09

— EY 04

— EY 05

— EY 07

— EY 08

8 COLORI \ COLORS

8 FORMATI \ SIZES

3 SUPERFICI \ FINISHES

Naturale \ Natural

Spazzolata

Strutturata \ Structured

▶ 6 MM ◀

1200x2780 \ 48"x110"

▶ 9 MM ◀

1200x1200 \ 48"x48"

600x1200 \ 24"x48"

300x1200 \ 12"x48"

800x800 \ 31½"x31½"

600x600 \ 24"x24"

300x600 \ 12"x24"

▶ 20 MM ◀ EVO_2/E

600x1200 \ 24"x48"

300x1200 \ 12"x48"

800x800 \ 31½"x31½"

600x600 \ 24"x24"

▶ 30 MM ◀ EVO_3/E

600x900 \ 24"x36"

MEDITERRANEA

DESERT STONE

BEIGE CATALAN

GOLD CATALAN


GRIS CATALAN

SAASTAL

TRAVERTINO LIGHT

TRAVERTINO DARK

MEDITERRANEA
EY 01



Floor ▾
Mediterranea EY 01 NAT SQ
600x600 / 24"x24"

Wall ▸
Mediterranea EY 01 SP SQ
1200x2780 / 48"x110"

MEDITERRANEA
EY 01




Indoor Floor ▾
Mediterranea EY 01 NAT SQ
600x600 / 24"x24"

Outdoor Floor ▾
Mediterranea EY 01 ST SQ
600x600 / 24"x24"

Wall ▶
Mediterranea EY 01 SP SQ
1200x2780 / 48"x110"

DESERT STONE
EY 02



Floor ≡
Desert Stone EY 02 NAT SQ
600x600 / 24"x24"

Wall ▸
Desert Stone EY 02 SP SQ
1200x2780 / 48"x110"


Wall and Bench
Norr Öken RR 08 NAT SQ
1200x2780 / 48"x110"



Floor ⇄
Desert Stone EY 02 NAT SQ
600x600 / 24"x24"


Wall ▶
Desert Stone EY 02 SP SQ
1200x2780 / 48"x110"

Wall and Bench
Norr Öken RR 08 NAT SQ
1200x2780 / 48"x110"



DESERT STONE
EY 02

BEIGE CATALAN
EY 03



Floor ▾
Beige Catalan EY 03 SP SQ
800x800 / 31½"x31½"

Wall ▸
Beige Catalan EY 03 SP SQ
1200x2780 / 48"x110"

Tables
Wanderlust
Onice Brown WA 03 LUC

BEIGE CATALAN
EY 03

Floor ≡
Beige Catalan EY 03 SP SQ
800x800 / 31½"x31½"

Wall ▶
Beige Catalan EY 03 SP SQ
1200x2780 / 48"x110"

Tables
Wanderlust
Onice Brown WA 03 LUC



BEIGE CATALAN
EY 03


Outdoor Floor ▾
Beige Catalan EY 03 ST SQ
600x1200 / 24"x48"

Indoor Floor ▾
Beige Catalan EY 03 NAT SQ
600x1200 / 24"x48"

Tables
Norr Grus RR 09 NAT



GRIS CATALAN
EY 04



Floor ▾
Gris Catalan EY 04 SP SQ
1200x1200 / 48"x48"

Wall ▶
Gris Catalan EY 04 SP SQ
1200x2780 / 48"x110"

Wanderlust Agata Multicolor WA 09 LUC SQ
1200x2780 / 48"x110"



GRIS CATALAN
EY 04

Floor ➤
Gris Catalan EY 04 SP SQ
1200x1200 / 48"x48"

Wall ▶
Gris Catalan EY 04 SP SQ
1200x2780 / 48"x110"

Wanderlust Agata Multicolor WA 09 LUC SQ
1200x2780 / 48"x110"

SAASTAL
EY 05



Floor ▾
Saastal EY 05 SP SQ
800x800 / 31½"x31½"

Wall ▸
Saastal EY 05 NAT SQ
300x600 / 12"x24"

Bench
Norr Grus RR 09 NAT

SAASTAL
EY 05

Floor ↘

Saastal EY 05 SP SQ
800x800 / 31½"x31½"


Wall ↗

Saastal EY 05 NAT
300x600 / 12"x24"
Norr Grus RR 09 NAT SQ
1200x2780 / 48"x110"

Bench

Norr Grus RR 09 NAT

TRAVERTINO LIGHT EY 07





Floor ↘
Travertino Light EY 07 ST SQ EVO_2/E 20 mm
600x1200 / 24"x48"

Wall facade ↙
Travertino Light EY 07 NAT SQ
600x1200 / 24"x48"

TRAVERTINO LIGHT
EY 07



Outdoor Floor 
Travertino Light EY 07 ST SQ EVO_2/E 20 mm
600x1200 / 24"x48"

Indoor Floor 
Travertino Light EY 07 NAT SQ
600x1200 / 24"x48"

TRAVERTINO DARK
EY 08



Floor ▾
Travertino Dark EY 08 NAT SQ
300x1200 / 12"x48"

Wall facade ▶
Travertino Dark EY 08 SP SQ
1200x2780 / 48"x110"
Wanderlust
Saint Laurent WA 07 LUC SQ
1200x2780 / 48"x110"


Bench
Travertino Dark EY 08 SP
Wanderlust
Saint Laurent WA 07 LUC



Floor ▾
 Travertino Dark EY 08 NAT SQ
 300x1200 / 12"x48"

Wall ▶
 Travertino Dark EY 08 SP SQ
 1200x2780 / 48"x110"

Bench & Table
 Travertino Dark EY 08 SP
 Wanderlust
 Saint Laurent WA 07 LUC



TRAVERTINO DARK
 EY 08

GOLD CATALAN
EY 09



Floor ▾
Gold Catalan EY 09 NAT SQ
600x600 / 24"x24"

Wall ▸
Gold Catalan EY 09 SP SQ
1200x2780 / 48"x110"

Counter
Gold Catalan EY 09 SP



GOLD CATALAN
EY 09

Floor ▾
Gold Catalan EY 09 NAT SQ
600x600 / 24"x24"

Wall ▸
Gold Catalan EY 09 SP SQ
1200x2780 / 48"x110"

Counter
Gold Catalan EY 09 SP

MEDITERRANEA EY 01

6 mm
1200x2780 / 48"x110"
SP SQ

9 mm
1200x1200 / 48"x48"
SP SQ / ST SQ

600x1200 / 24"x48"
NAT SQ / ST SQ

800x800 / 31½"x31½"
SP SQ

600x600 / 24"x24"
NAT SQ

300x600 / 12"x24"
NAT SQ

20 mm
600x1200 / 24"x48"
ST SQ

800x800 / 31½"x31½"
ST SQ

600x600 / 24"x24"
ST SQ

Stucchi consigliati

Recommended grouts

KERAKOLL 20

MAPEI 111 Grigio Argento

LATICRETE 85 Almond

Shade variation



Slight variation

DESERT STONE EY 02

6 mm
1200x2780 / 48"x110"
SP SQ

9 mm
1200x1200 / 48"x48"
SP SQ / ST SQ

600x1200 / 24"x48"
NAT SQ / ST SQ

800x800 / 31½"x31½"
SP SQ

600x600 / 24"x24"
NAT SQ

300x600 / 12"x24"
NAT SQ

20 mm
600x1200 / 24"x48"
ST SQ

800x800 / 31½"x31½"
ST SQ

600x600 / 24"x24"
ST SQ

30 mm
600x900 / 24"x36"
ST SQ

Stucchi consigliati

Recommended grouts

KERAKOLL 43

MAPEI 110 Manhattan 2000

LATICRETE 85 Almond

Shade variation



Slight variation

BEIGE CATALAN

EY 03

6 mm
1200x2780 / 48"x110"
SP SQ

9 mm
1200x1200 / 48"x48"
SP SQ / ST SQ

600x1200 / 24"x48"
NAT SQ / ST SQ

800x800 / 31½"x31½"
SP SQ

600x600 / 24"x24"
NAT SQ

300x600 / 12"x24"
NAT SQ

20 mm
600x1200 / 24"x48"
ST SQ

800x800 / 31½"x31½"
ST SQ

600x600 / 24"x24"
ST SQ

Stucchi consigliati

Recommended grouts

KERAKOLL 43

MAPEI 111 Grigio Argento

LATICRETE 90 Light Pewter

Shade variation



Slight variation

GOLD CATALAN

EY 09

6 mm
1200x2780 / 48"x110"
SP SQ

9 mm
1200x1200 / 48"x48"
SP SQ / ST SQ

600x1200 / 24"x48"
NAT SQ / ST SQ

800x800 / 31½"x31½"
SP SQ

600x600 / 24"x24"
NAT SQ

300x600 / 12"x24"
NAT SQ

20 mm
600x1200 / 24"x48"
ST SQ

800x800 / 31½"x31½"
ST SQ

600x600 / 24"x24"
ST SQ

Stucchi consigliati

Recommended grouts

KERAKOLL 43

MAPEI 132 Beige 2000

LATICRETE 23 Antique White

Shade variation



Slight variation

GRIS CATALAN EY 04

6 mm
1200x2780 / 48"x110"
SP SQ

9 mm
1200x1200 / 48"x48"
SP SQ

600x1200 / 24"x48"
NAT SQ / ST SQ

800x800 / 31½"x31½"
SP SQ

600x600 / 24"x24"
NAT SQ

300x600 / 12"x24"
NAT SQ

20 mm
600x1200 / 24"x48"
ST SQ

800x800 / 31½"x31½"
ST SQ

600x600 / 24"x24"
ST SQ

30 mm
600x900 / 24"x36"
ST SQ

Stucchi consigliati Recommended grouts

KERAKOLL	08	
MAPEI	112 Grigio Medio	
LATICRETE	78 Sterling Silver	



SAASTAL EY 05

9 mm
1200x1200 / 48"x48"
SP SQ

600x1200 / 24"x48"
NAT SQ / ST SQ

300x1200 / 12"x48"
NAT SQ

800x800 / 31½"x31½"
SP SQ

600x600 / 24"x24"
NAT SQ

300x600 / 12"x24"
NAT SQ

20 mm
600x1200 / 24"x48"
ST SQ




300x1200 / 12"x48"
ST SQ

800x800 / 31½"x31½"
ST SQ

600x600 / 24"x24"
ST SQ

30 mm
600x900 / 24"x36"
ST SQ

Stucchi consigliati Recommended grouts

KERAKOLL	08	
MAPEI	113 Grigio Cemento	
LATICRETE	78 Sterling Silver	



TRAVERTINO LIGHT EY 07

6 mm
1200x2780 / 48"x110"
SP SQ

9 mm
1200x1200 / 48"x48"
SP SQ

600x1200 / 24"x48"
NAT SQ

300x1200 / 12"x48"
NAT SQ

800x800 / 31½"x31½"
SP SQ

600x600 / 24"x24"
NAT SQ

300x600 / 12"x24"
NAT SQ

20 mm
600x1200 / 24"x48"
ST SQ

300x1200 / 12"x48"
ST SQ

Stucchi consigliati

Recommended grouts

KERAKOLL 43

MAPEI 111 Grigio Argento

LATICRETE 85 Almond

Shade variation



Slight variation

TRAVERTINO DARK EY 08

6 mm
1200x2780 / 48"x110"
SP SQ

9 mm
1200x1200 / 48"x48"
SP SQ

600x1200 / 24"x48"
NAT SQ

300x1200 / 12"x48"
NAT SQ

800x800 / 31½"x31½"
SP SQ

600x600 / 24"x24"
NAT SQ

300x600 / 12"x24"
NAT SQ

20 mm
600x1200 / 24"x48"
ST SQ

300x1200 / 12"x48"
ST SQ

Stucchi consigliati

Recommended grouts

KERAKOLL 08

MAPEI 112 Grigio Medio

LATICRETE 78 Sterling Silver

Shade variation



Slight variation

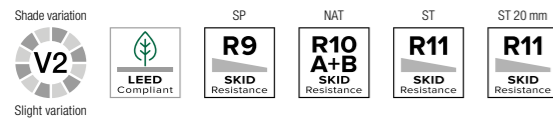
RIASSUNTIVO FORMATI E IMBALLI

Summary of sizes and packaging
 Übersicht über Formate und Verpackungen
 Récapitulatif formats et emballages
 Sinóptico de formatos y embalajes
 规格和包装概述

		1200x2780 48"x110"	1200x1200 48"x48"	1200x1200 48"x48"	600x1200 24"x48"	600x1200 24"x48"	300x1200 12"x48"	800x800 31½"x31½"	600x600 24"x24"	300x600 12"x24"
		FORMATI - SIZES								
Spessore - Thickness		± 6 mm	± 9 mm	± 9 mm	± 9 mm	± 9 mm	± 9 mm	± 9 mm	± 9 mm	± 9 mm
Superficie - Finish		SP SQ	SP SQ	ST SQ	NAT SQ	ST SQ	NAT SQ	SP SQ	NAT SQ	NAT SQ
	Mediterranea EY 01	AXG8	AXE8	AYF5	AWQ7	AXC5	-	AYH1	AWS3	AWR5
	Desert Stone EY 02	AXG9	AXE9	AYF6	AWQ8	AXC6	-	AYH4	AWS4	AWR6
	Beige Catalan EY 03	AXH0	AXF0	AYS1	AWQ9	AXC7	-	AYH3	AWS5	AWR7
	Gris Catalan EY 04	AXH1	AXF1	AYX4	AWR0	AXC8	-	AYI0	AWS6	AWR8
	Saastal EY 05	-	AXF2	-	AWR1	AXC9	AYF2	AYI1	AWS7	AWR9
	Travertino Light EY 07	AXH2	AXF4	-	AWR3	-	AYF3	AYI2	AWS9	AWS1
	Travertino Dark EY 08	AXH3	AXF5	-	AWR4	-	AYF4	AYI5	AWT0	AWS2
	Gold Catalan EY 09	BAH3	BAH6	BAH8	BAO4	AZZ2	-	BAH0	AZZ1	AZZ0

	Peso lordo per scatola Gross weight per box Bruttogewicht pro Karton Poids brut par boîte Peso bruto por caja	Please refer to mirage.it	61,56	61,56	32,29	32,29	29,48	27,36	22,13	25,58
	Pezzi per scatola Pieces for box Stück pro Karton Pièces pour boîte Piezas por caja		2	2	2	2	4	2	3	7
	mq. scatola mq. box mq. Karton mq. boîte mq. caja		2,88	2,88	1,44	1,44	1,44	1,28	1,08	1,26
	Scatole / full pallet Boxes / full pallet Stück / volle Palette Pièces / palette complete Cajas / pallet completo		16	16	35	35	36	48	40	40
	mq./pallet		46,08	46,08	50,40	50,40	51,84	61,44	43,20	50,40

A: Disponibile - Available



EVO_2/e

EVO_3/e

		600x1200 24"x48"	300x1200 12"x48"	800x800 31½"x31½"	600x600 24"x24"	600x900 24"x36"
		FORMATI - SIZES				
Spessore - Thickness		± 20 mm	± 20 mm	± 20 mm	± 20 mm	± 30 mm
Superficie - Finish		ST SQ	ST SQ	ST SQ	ST SQ	ST SQ
	AYE2	-		AXX1	AXH6	-
	AYE3	-		AXX2	AXH7	AYX0
	AYE4	-		AXX3	AXH8	-
	AYE5	-		AXX4	AXH9	AYX1
	AYE6	AYE9		AXX5	AXI0	AYX2
	AYE7	AYE7		-	-	-
	AYE8	AYF1		-	-	-
	A	-		BA06	BAI3	-

		33,40		28,50	32,57	35,40
		1		1	2	1
		0,72		0,64	0,72	0,54
		35		42	30	32
		25,20		26,88	21,60	17,28












SUPERFICI - FINISHES






NAT: Naturale - Natural **ST:** Strutturata - Structured **SP:** Spazzolata








Tutti i formati in 9 mm NAT sono realizzati con la tecnologia PERFORMA
 All 9 mm NAT sizes are produced with PERFORMA technology

RIASSUNTIVO FORMATI E IMBALLI

Summary of sizes and packaging
Übersicht über Formate und Verpackungen
Récapitulatif formats et emballages
Sinóptico de formatos y embalajes
规格和包装概述

		 Mosaico 36T* 300x300 12"x12"	 Layer* 300x600 12"x24"
DECORI - DECORS			
Superficie - Finish		NAT	NAT
	Mediterranea EY 01	BAT8	BAX7
	Desert Stone EY 02	BAT9	BAX8
	Beige Catalan EY 03	BAU0	BAX9
	Gris Catalan EY 04	BAU1	BAY0
	Saastal EY 05	BAU2	BAY1
	Travertino Light EY 07	BAU3	BAY2
	Travertino Dark EY 08	BAU4	BAY3
	Gold Catalan EY 09	BAU5	BAY4
	Pezzi per scatola Pieces for box Stück pro Karton Pièces pour boîte Piezas por caja	6	4

		 Battiscopa** 72x600 27/8"x24"	 Gradino A** 72x800 27/8"x31 1/2"	 300x600 12"x24"	 330x800 13 1/8"x31 1/2"	 330x1200 13 1/8"x48"
PEZZI SPECIALI - SPECIAL PIECES						
		NAT	SP	NAT	SP	NAT
		BAW9	BAW2	BAS1	BAR3	BAS9
		BAX0	BAW3	BAS2	BAR4	BAT0
		BAX1	A	BAS3	BAR5	BAT1
		BAX2	BAW4	BAS4	BAR6	BAT2
		BAX3	BAW5	BAS5	BAR7	BAT4
		BAX4	BAW6	BAS6	BAR8	BAT5
		BAX5	BAW7	BAS7	BAR9	BAT6
		BAX6	BAW8	BAS8	BAS0	BAT7
		10	10	7	7	4

		 330x600 13 1/8"x24"	 Gradino B 330x800 13 1/8"x31 1/2"	 330x1200 13 1/8"x48"	 Gradino B Ang. 330x330 13 1/8"x13 1/8"	 330x330 13 1/8"x13 1/8"	 Gradino G 300x600 12"x24"	 330x800 13 1/8"x31 1/2"
		NAT	SP	NAT	NAT	SP	NAT	SP
		BAP7	BAN6	BAQ5	BAO9	BAM8	BAV4	BAU6
		BAP8	BAN7	BAQ6	BAP0	BAM9	BAV5	BAU7
		BAP9	BAN8	BAQ7	BAP1	BAN0	BAV6	BAU8
		BAQ0	BAN9	BAQ8	BAP2	BAN1	BAV7	BAU9
		BAQ1	BAO0	BAQ9	BAP3	BAN2	BAV8	BAV0
		BAQ2	BAO1	BAR0	BAP4	BAN3	BAV9	BAV1
		BAQ3	BAO2	BAR1	BAP5	BAN4	BAW0	BAV2
		BAQ4	BAO3	BAR2	BAP6	BAN5	BAW1	BAV3
		4	4	2	4	4	7	7

* Decoro su rete - Mesh-backed decoration

** Finitura a becco di civetta - One-round edge shaping

















SUPERFICI - FINISHES

NAT: Naturale - Natural **SP:** Spazzolata


I campioni fotografati servono a dare un'idea indicativa del prodotto, colori e strutture non hanno nessun valore impegnativo. _ The samples photographed are intended to give an approximate idea of the product; the colours and textures shown are not binding. _ Die abgebildeten Muster sollen eine Vorstellung von dem Produkt vermitteln, Farben und Formen sind nicht verbindlich. _ Les échantillons sur photos servent à transmettre une idée du produit, des couleurs et des structures. Ils ne sont donnés qu'à titre indicatif et n'engagent pas le producteur. _ Las muestras fotografiadas sirven para dar una idea indicativa del producto, por lo que ni los colores ni las estructuras son vinculantes.

ELYSIAN

STANDARD EN 14411 - G

	CARATTERISTICHE TECNICHE TECHNICAL DATA TECHNISCHE DATEN CARACTERISTIQUES TECHNIQUES CARACTERÍSTICAS TÉCNICAS ТЕХНИЧЕСКИЕ ХАРАКТЕРИСТИКИ 技术特征	NORMA STANDARD NORM NORME NORMA НОРМА 标准	VALORI PRESCRITTI DALLE NORME EN 14411 - G INTERNATIONAL STANDARDS EN 14411 - G INTERNATIONALE NORMWERTE EN 14411 - G VALEURS PREVUES PAR LES NORMES EN 14411 - G VALORES PREVISTOS POR LAS NORMAS EN 14411 - G ПРЕДУСМОТРЕННЫЕ СТАНДАРТОМ EN 14411-G EN 14411 - G标准规定值	*VALORE MEDIO MIRAGE MIRAGE AVERAGE VALUE MIRAGE MITTELWERT VALEURS MOYEN MIRAGE VALOR MEDIO MIRAGE СРЕДНЕЕ ЗНАЧЕНИЕ MIRAGE MIRAGE平均值		
	CARATTERISTICHE DIMENSIONALI - SIZE CHARACTERISTICS - MASSEIGENSCHAFTEN DETERMINATION DES CARACTERISTIQUES DIMENSIONELLES - CARACTERÍSTICAS DIMENSIONALES - РАЗМЕРНЫЕ ХАРАКТЕРИСТИКИ - 尺寸特征					
	LATI SIDES - SEITEN COTES - CANTOS РАЗМЕРЫ СТОРОН - 側边	EN ISO 10545-2	± 0,3% MAX (± 1,0 mm MAX)	CONFORME COMPLYING		
	SPESSORE THICKNESS - DICKE ÉPAISSEUR - ESPESOR ТОЛЩИНА - 厚度	EN ISO 10545-2	± 5,0% MAX (± 0,5 mm MAX)	CONFORME COMPLYING		
	RETTILINEITÀ DEGLI SPIGOLI STRAIGHTNESS OF SIDES - GERADLINIGKEIT DER KANTEN RECTITUDE DES ARETES - RECTITUD DE LOS CANTOS КОСОУГОЛЬНОСТЬ - 边角平直度	EN ISO 10545-2	± 0,3% MAX (± 0,8 mm MAX)	CONFORME COMPLYING		
	ORTOGONALITÀ RECTANGULARITY - RECHTWINKLIGKEIT PERPENDICULARITÉ - ORTOGONALIDAD КРИВИЗНА СТОРОН - 直角度	EN ISO 10545-2	± 0,3% MAX (± 1,5 mm MAX)	CONFORME COMPLYING		
	PLANARITÀ SURFACE FLATNESS - EBENFLÄCHIGKEIT PLANEITE DE SURFACE - PLANEIDAD КРИВИЗНА ЛИЦЕВОЙ ПОВЕРХНОСТИ - 平整度	EN ISO 10545-2	± 0,4% MAX (± 1,8 mm MAX)	CONFORME COMPLYING		
	ASSORBIMENTO D'ACQUA WATER ABSORPTION - WASSERAUFNAHME ABSORPTION D'EAU - ABSORCIÓN DE AGUA ВОДОПОГЛОЩЕНИЕ - 吸水率	EN ISO 10545-3	≤ 0,5%	≤ 0,1%		
	RESISTENZA ALLA FLESSIONE FLEXION RESISTANCE - BIEGEFESTIGKEIT RESISTANCE A LA FLEXION - RESISTENCIA A LA FLEXIÓN ПРЕДЕЛ ПРОЧНОСТИ ПРИ ИЗГИБЕ - 抗弯强度	EN ISO 10545-4	S ≥ 700 N (< 7,5 mm) S ≥ 1.300 N (> 7,5 mm) R ≥ 35 N/mm².	±6 mm: S ≥ 1100 N R ≥ 48 N/mm² ±9 mm: S ≥ 2.400 N R ≥ 48 N/mm² ±20 mm: S ≥ 12.500 N R ≥ 48 N/mm² ±30 mm: S ≥ 26.000 N R ≥ 48 N/mm²		
	RESISTENZA ALL'URTO IMPACT RESISTANCE - STOSSFESTIGKEIT RESISTANCE AUX CHOCS - RESISTENCIA A LOS GOLPES УДАРОСТОЙКОСТЬ - 抗冲击强度	EN ISO 10545-5	VALORE DICHIARATO DECLARED VALUE	> 0,80		
	RESISTENZA ALL'ABRASIONE ABRASION RESISTANCE - ABRIEBFESTIGKEIT RESISTANCE A L'ABRASION - RESISTENCIA A LA ABRASIÓN СТОЙКОСТЬ К ИСТИРАНИЮ - 耐磨强度	EN ISO 10545-6	≤ 175 mm³	< 150 mm³		
	COEFFICIENTE DI DILATAZIONE TERMICA LINEARE COEFFICIENT OF LINEAR THERMAL EXPANSION - LINEARER WÄRMEAUDEHNUNGSKOEFFIZIENT COEFFICIENT DE DILATATION THERMIQUE LINEAIRE - COEFICIENTE DE DILATACIÓN TÉRMICA LINEAL КОЭФФИЦИЕНТ ЛИНЕЙНОГО ТЕРМИЧЕСКОГО РАСШИРЕНИЯ - 线性热膨胀系数	EN ISO 10545-8	—	α=6,6x10 ⁻⁶ °C ⁻¹		
	RESISTENZA AGLI SBALZI TERMICI RESISTANCE TO THERMAL SHOCKS - BESTÄNDIGKEIT GEGEN TEMPERATURSCHWANKUNGEN RESISTANCE AUX CHOCS THERMIQUES - RESISTENCIA A LOS CHOQUES TÉRMICOS СТОЙКОСТЬ К ПЕРЕПАДАМ ТЕМПЕРАТУРЫ - 耐热突变性	EN ISO 10545-9	TEST SUPERATO SECONDO EN ISO 10545-1 PASS ACCORDING EN ISO 10545-1	NESSUN DANNO NO DAMAGE		
	RESISTENZA AL GELO FROST RESISTANCE - FROSTBESTÄNDIGKEIT RESISTANCE AU GEL - RESISTENCIA AL HIELO МОРОЗОСТОЙКОСТЬ - 耐冻性	EN ISO 10545-12	TEST SUPERATO SECONDO EN ISO 10545-1 PASS ACCORDING EN ISO 10545-1	NESSUN DANNO NO DAMAGE		
	RESISTENZA ALL'ATTACCO CHIMICO RESISTANCE TO CHEMICALS - CHEMIKALIENBESTÄNDIGKEIT RESISTANCE A L'ATTAQUE CHIMIQUE - RESISTENCIA QUÍMICA ХИМИЧЕСКАЯ СТОЙКОСТЬ - 耐化学品作用	EN ISO 10545-13	B MIN.	A LA HA		
	RESISTENZA ALLE MACCHIE RESISTANCE TO STAINS - FLECKENBESTÄNDIGKEIT RESISTANCE AUX TACHES - RESISTENCIA A LAS MANCHAS УСТОЙЧИВОСТЬ К ПЯТНООБРАЗОВАНИЮ - 防污性	EN ISO 10545-14	VALORE DICHIARATO DECLARED VALUE	5		
	CESSIONE DI PIOMBO E CADMIO LEAD AND CADMIUM DISCHARGE - ABGABE VON BLEI UND CADMIUM PERTE DE PLOMB ET CADMIUM - CÉSION DE PLOMO Y CADMIO ВЫДЕЛЕНИЕ СВИНЦА И КАДМИЯ - 铅和镉的排放	EN ISO 10545-15	VALORE DICHIARATO DECLARED VALUE	< AL LIMITE DI RILEVAMENTO < THAN INSTRUMENT LIMIT		
			NAT	SP	ST	ST 20/30mm
	DM. 236/89 BCRA	> 0,40	>0,40	>0,40	>0,40	>0,40
	ASTM C1028	Wet SCOF > 0,60	>0,60	-	>0,60	>0,60
	ANSI A1371	Wet DCOF > 0,42	>0,42	-	>0,42	>0,42
	AS 4586:2013	-	-	-	-	-
	DIN 51130	-	R10	R9	R11	R11
	DIN 51097	-	A+B	-	A+B+C	A+B+C
	ENV 12633	≥ CL1	-	-	-	-
	UNI EN 13036 - 4:2011	≥ 36	≥ 36	-	≥ 36	≥ 36
	SCIVOLOSITÀ SKID RESISTANCE - RUTSCHWERT GLISSANCE - ADHERENCIA СКОЛЬЗКОСТЬ - 防滑性					

Per i certificati specifici, contattare Mirage SpA - For specific certificates, please contact Mirage SPA - Für die speziellen Zertifikate wenden Sie sich bitte an Mirage SpA - Pour les certificats spécifiques, veuillez contacter Mirage SPA
Para los certificados específicos, contactar Mirage SPA - Для сертификатов обращайтесь в компанию Mirage SpA - 关于具体的证书, 请联系Mirage Spa公司

		ST 20 mm	STA 20 mm
	EVO_2/e™ SCIVOLOSITÀ SKID RESISTANCE - RUTSCHWERT GLISSANCE - ADHERENCIA СКОЛЬЗКОСТЬ - 防滑性		
DM. 236/89 BCRA	> 0,40	> 0,40	> 0,40
ASTM C1028	Dry SCOF > 0,60	> 0,60	> 0,60
ASTM C1028	Wet SCOF > 0,60	> 0,60	> 0,60
ANSI A1371	Wet DCOF > 0,42	> 0,42	> 0,42
DIN 51130	-	R11	R11
DIN 51097	-	A+B+C	A+B+C
ENV 12633	CL1	CL3C	L3
UNI EN 13036 - 4:2011	≥ 36	36	36

SCOF: Static coefficient of friction DCOF: Dynamic coefficient of friction

* I valori sono approssimativi e possono variare in base alla produzione - Values are approximate and may vary slightly depending on the production



PER DETTAGLI SUL PRODOTTO EVO_2/E™ IN 20 MM DI SPESSORE E SUI RELATIVI SISTEMI DI POSA ED, IN PARTICOLARE, PER LE RACCOMANDAZIONI, ACCORGIMENTI, LIMITAZIONI DI UTILIZZO E PRECAUZIONI IN FASE DI POSA, SI RACCOMANDA DI PRENDERE VISIONE DEL CATALOGO EVO_2/E™ E DEL SITO WWW.MIRAGE.IT.

FOR FURTHER DETAILS ON THE EVO_2/E™ 20 MM PRODUCT AND THE INSTALLATION SYSTEMS, IN PARTICULAR FOR RECOMMENDATIONS, RESTRICTIONS OF USE, AND PRECAUTIONS DURING INSTALLATION, PLEASE REFER TO WWW.MIRAGE.IT AND TO THE EVO_2/E™ CATALOGUE.

FÜR DETAILS ZUM PRODUKT EVO_2/E™ 20 MM. STÄRKE UND ENTSPRECHENDE VERLEGESYSTEME, INSBESONDERE HINSICHTLICH HINWEISE UND ANMERKUNGEN, NUTZUNGSEINSCHRÄNKUNGEN UND VORSICHTSMASSNAHMEN WÄHREND DER VERLEGUNG, WIRD DIE EINSICHT DES KATALOGS EVO_2/E™ UND DER WEBSEITE WWW.MIRAGE.IT EMPFOHLEN.

POUR DE PLUS AMPLES DÉTAILS SUR LES PRODUITS DE 20 MM D'ÉPAISSEUR ET SUR LEURS SYSTÈMES DE POSE, ET EN PARTICULIER, POUR LES RECOMMANDATIONS, MISES À JOUR, LIMITATIONS D'USAGE ET PRÉCAUTIONS EN PHASE DE POSE, VEUILLEZ PRENDRE CONNAISSANCE DU CATALOGUE EVO_2/E™ ET DU SITE WWW.MIRAGE.IT.