



**CC Frames**

# CC Frames

Frames, it's inspired by a unique shape with a range of classic colors to perfectly match your decor. This refined collection is perfect for showcasing your space. With its simple yet stylish design, Frames Series is a great way to add a design statement.



CC Frames White Ice 4"x12"

## Ceramic Wall

4"x12"






CC Frames White Ice 4"x12"



CC Frames Mist, CC Frames Teal & CC Frames Petrol 4"x12"



CC Frames Teal 4"x12" & CC Frames Mist 4"x12"




# CC Frames

Ceramic Wall




4"x12"  
10x30 cm



**White Ice**




4"x12" Bright  
UFRWHIBG412



**Neu Gray**




4"x12" Bright  
UFRNEUBG412



**Mist**



4"x12" Bright  
UFRMISBG412



**Teal**



4"x12" Bright  
UFRTEABG412



**Petrol**



4"x12" Bright  
UFRPETBG412

\*\* Please note this collection has a microrelief

## Solid Colors

Color Collection Color Splash



White Ice Bright U081  
3x12, 4x12



Neu Gray U705  
3x12, 4x12



Mist U708  
3x12, 4x12



Teal U707  
4x12



Petrol U706  
3x12, 4x12



# CC Frames

Ceramic Wall

---

## Technical Specifications

<b>CHARACTERISTICS</b>	<b>STANDARD</b>	<b>DECLARED ASTM</b>
Water Absorption	C373	<=20%
Break Strength	C648	N/A
Scratch Hardness	MOH's Scale	N/A
Chemical Resistance	C650	Unaffected
Group	See FAQ's	1
Shade and Texture Rating	CTDA "V"	VI
Facial Dimensions	C499	Pass
Range of Thickness	C499	Pass
Warpage	C485	Pass
Wedging	C502	Pass

<b>Size</b>	<b>SF per carton</b>	<b>PC per carton</b>	<b>Bx per pallet</b>
4"x12"	11.51	32	75