

3" X 6" THASSOS (H) *Marble, Stone*



PART NUMBER
MB1232-0306H1

AVAILABILITY
IN STOCK

DIMENSIONS
3" x 6" = .125 sqft (+/-)

THICKNESS
3/8"

PROFILE
TILES

VARIATION
LOW

GROUT JOINT
1/8"

SEALER
YES

ENVIRONMENTS

WALL	FLOOR	INTERIOR	EXTERIOR FREEZE/THAW	STEAM SHOWER	WET AREA	POOL	REPEAT
Yes	Yes	Yes	No	Yes	Yes	No	No

TECHNICAL DATA

FEATURES	SPECIFICATION	STANDARD
DCOF		ANSI A137.1
TRAFFIC	Standard Commercial	NA

DUE TO THE INHERENT CHARACTERISTICS OF NATURAL STONE, THERE MAY BE VARIATIONS IN COLOR, MOVEMENT AND TEXTURE FROM LOT TO LOT.

IT IS IMPORTANT TO PROPERLY SEAL MARBLE USED IN A SHOWER/STEAM SHOWER, AND MAINTAIN THE SEALANT REGULARLY TO ENSURE WATER BEADS OFF THE TILE.

For detailed installation instructions, visit akdo.com.

3" X 6" THASSOS (P) *Marble, Stone*



PART NUMBER
MB1232-0306P1

AVAILABILITY
IN STOCK

DIMENSIONS
3" x 6" = .125 sqft (+/-)

THICKNESS
3/8"

PROFILE
TILES

VARIATION
LOW

GROUT JOINT
1/8"

SEALER
YES

ENVIRONMENTS

WALL	FLOOR	INTERIOR	EXTERIOR FREEZE/THAW	STEAM SHOWER	WET AREA	POOL	REPEAT
Yes	Yes	Yes	No	Yes	Yes	No	No

TECHNICAL DATA


FEATURES	SPECIFICATION	STANDARD
DCOF		ANSI A137.1
TRAFFIC	Standard Commercial	NA

DUE TO THE INHERENT CHARACTERISTICS OF NATURAL STONE, THERE MAY BE VARIATIONS IN COLOR, MOVEMENT AND TEXTURE FROM LOT TO LOT.

IT IS IMPORTANT TO PROPERLY SEAL MARBLE USED IN A SHOWER/STEAM SHOWER, AND MAINTAIN THE SEALANT REGULARLY TO ENSURE WATER BEADS OFF THE TILE.

For detailed installation instructions, visit akdo.com.

3" X 9" THASSOS (P) *Stone, Marble*



PART NUMBER
MB1232-0309P0

PROFILE
TILE

AVAILABILITY
IN STOCK

VARIATION
LOW

DIMENSIONS
2.95" x 9" = .18 sqft (+/-)

GROUT JOINT
1/16"

THICKNESS
3/8"

ENVIRONMENTS

WALL	FLOOR	INTERIOR	EXTERIOR FREEZE/THAW	STEAM SHOWER	WET AREA	POOL	REPEAT
Yes	Yes	Yes	No	Yes when properly sealed	Yes when properly sealed	No	

TECHNICAL DATA

FEATURES	SPECIFICATION	STANDARD
TRAFFIC	Standard Commercial	NA

DUE TO THE INHERENT CHARACTERISTICS OF NATURAL STONE, THERE MAY BE VARIATIONS IN COLOR, MOVEMENT AND TEXTURE FROM LOT TO LOT.

IT IS IMPORTANT TO PROPERLY SEAL MARBLE USED IN A SHOWER/STEAM SHOWER, AND MAINTAIN THE SEALANT REGULARLY TO ENSURE WATER BEADS OFF THE TILE.

For detailed installation instructions, visit akdo.com.

2" X 8" THASSOS (P) *Marble, Stone*



PART NUMBER
MB1232-0208PO

AVAILABILITY
IN STOCK

DIMENSIONS
1.97" x 7.87" = .108 sqft (+/-)

THICKNESS
3/8"

PROFILE
TILES

VARIATION
LOW

GROUT JOINT
1/8"

SEALER
YES

ENVIRONMENTS

WALL	FLOOR	INTERIOR	EXTERIOR FREEZE/THAW	STEAM SHOWER	WET AREA	POOL	REPEAT
Yes	Yes	Yes	No	Yes	Yes	No	No

TECHNICAL DATA

FEATURES	SPECIFICATION	STANDARD
DCOF		ANSI A137.1
TRAFFIC	Standard Commercial	NA

DUE TO THE INHERENT CHARACTERISTICS OF NATURAL STONE, THERE MAY BE VARIATIONS IN COLOR, MOVEMENT AND TEXTURE FROM LOT TO LOT.

IT IS IMPORTANT TO PROPERLY SEAL MARBLE USED IN A SHOWER/STEAM SHOWER, AND MAINTAIN THE SEALANT REGULARLY TO ENSURE WATER BEADS OFF THE TILE.

For detailed installation instructions, visit akdo.com.

4" X 12" THASSOS (P) *Stone, Marble*



PART NUMBER
MB1232-0412P0

AVAILABILITY
IN STOCK

DIMENSIONS
4" x 12" = .333 sqft (+/-)

THICKNESS
3/8"

PROFILE
TILES

VARIATION
LOW

GROUT JOINT
1/8"

SEALER
YES

ENVIRONMENTS

WALL	FLOOR	INTERIOR	EXTERIOR FREEZE/THAW	STEAM SHOWER	WET AREA	POOL	REPEAT
Yes	Yes	Yes	No	Yes	Yes	No	No

TECHNICAL DATA


FEATURES	SPECIFICATION	STANDARD
TRAFFIC	Standard Commercial	NA

DUE TO THE INHERENT CHARACTERISTICS OF NATURAL STONE, THERE MAY BE VARIATIONS IN COLOR, MOVEMENT AND TEXTURE FROM LOT TO LOT.

IT IS IMPORTANT TO PROPERLY SEAL MARBLE USED IN A SHOWER/STEAM SHOWER, AND MAINTAIN THE SEALANT REGULARLY TO ENSURE WATER BEADS OFF THE TILE.

For detailed installation instructions, visit akdo.com.

12" X 12" THASSOS PREMIUM (H) *Marble, Stone*



PART NUMBER
MB1232-1212H0

AVAILABILITY
IN STOCK

DIMENSIONS
12" x 12" = 1 sqft (+/-)

THICKNESS
3/8"

PROFILE
TILES

VARIATION
LOW

GROUT JOINT
1/8"

SEALER
YES

ENVIRONMENTS

WALL	FLOOR	INTERIOR	EXTERIOR FREEZE/THAW	STEAM SHOWER	WET AREA	POOL	REPEAT
Yes	Yes	Yes	No	Yes	Yes	No	No

TECHNICAL DATA


FEATURES	SPECIFICATION	STANDARD
DCOF		ANSI A137.1
TRAFFIC	Standard Commercial	NA

DUE TO THE INHERENT CHARACTERISTICS OF NATURAL STONE, THERE MAY BE VARIATIONS IN COLOR, MOVEMENT AND TEXTURE FROM LOT TO LOT.

IT IS IMPORTANT TO PROPERLY SEAL MARBLE USED IN A SHOWER/STEAM SHOWER, AND MAINTAIN THE SEALANT REGULARLY TO ENSURE WATER BEADS OFF THE TILE.

For detailed installation instructions, visit akdo.com.

12" X 12" THASSOS PREMIUM (P) *Marble, Stone*



PART NUMBER
MB1232-1212PO

AVAILABILITY
IN STOCK

DIMENSIONS
12" x 12" = 1 sqft (+/-)

THICKNESS
3/8"

PROFILE
TILES

VARIATION
LOW

GROUT JOINT
1/8"

SEALER
YES

ENVIRONMENTS

WALL	FLOOR	INTERIOR	EXTERIOR FREEZE/THAW	STEAM SHOWER	WET AREA	POOL	REPEAT
Yes	Yes	Yes	No	Yes	Yes	No	No

TECHNICAL DATA

FEATURES	SPECIFICATION	STANDARD
DCOF		ANSI A137.1
TRAFFIC	Standard Commercial	NA

DUE TO THE INHERENT CHARACTERISTICS OF NATURAL STONE, THERE MAY BE VARIATIONS IN COLOR, MOVEMENT AND TEXTURE FROM LOT TO LOT.

IT IS IMPORTANT TO PROPERLY SEAL MARBLE USED IN A SHOWER/STEAM SHOWER, AND MAINTAIN THE SEALANT REGULARLY TO ENSURE WATER BEADS OFF THE TILE.

For detailed installation instructions, visit akdo.com.

12" X 24" THASSOS STANDARD (H) *Marble, Stone*



PART NUMBER
MB1232-1224H1

AVAILABILITY
IN STOCK

DIMENSIONS
12" x 24" = 2 sqft (+/-)

THICKNESS
3/8"

PROFILE
TILES

GROUT JOINT
1/8"

SEALER
YES

ENVIRONMENTS

WALL	FLOOR	INTERIOR	EXTERIOR FREEZE/THAW	STEAM SHOWER	WET AREA	POOL	REPEAT
Yes	Yes	Yes	No	Yes	Yes	No	No

TECHNICAL DATA

FEATURES	SPECIFICATION	STANDARD
TRAFFIC	Standard Commercial	NA

For detailed installation instructions, visit akdo.com.

12" X 24" THASSOS PREMIUM (P) *Marble, Stone*



PART NUMBER
MB1232-1224P0

AVAILABILITY
IN STOCK

DIMENSIONS
12" x 24" = 2 sqft (+/-)

THICKNESS
3/8"

PROFILE
TILES

VARIATION
LOW

GROUT JOINT
1/8"

SEALER
YES

ENVIRONMENTS

WALL	FLOOR	INTERIOR	EXTERIOR FREEZE/THAW	STEAM SHOWER	WET AREA	POOL	REPEAT
Yes	Yes	Yes	No	Yes	Yes	No	No

TECHNICAL DATA

FEATURES	SPECIFICATION	STANDARD
DCOF		ANSI A137.1
TRAFFIC	Standard Commercial	NA

DUE TO THE INHERENT CHARACTERISTICS OF NATURAL STONE, THERE MAY BE VARIATIONS IN COLOR, MOVEMENT AND TEXTURE FROM LOT TO LOT.

IT IS IMPORTANT TO PROPERLY SEAL MARBLE USED IN A SHOWER/STEAM SHOWER, AND MAINTAIN THE SEALANT REGULARLY TO ENSURE WATER BEADS OFF THE TILE.

For detailed installation instructions, visit akdo.com.

HEXAGON 3-7/8 THASSOS (P) *Stone, Marble*



PART NUMBER
MB1232-HEX3P0

AVAILABILITY
IN STOCK

DIMENSIONS
7.88" x 10.25" = .56 sqft

THICKNESS
3/8"

PROFILE
MOSAIC

VARIATION
LOW

GROUT JOINT
1/8"

ENVIRONMENTS

WALL	FLOOR	INTERIOR	EXTERIOR FREEZE/THAW	STEAM SHOWER	WET AREA	POOL	REPEAT
Yes	Yes	Yes	No	Yes when properly sealed	Yes when properly sealed	No	

TECHNICAL DATA

FEATURES	SPECIFICATION	STANDARD
TRAFFIC	Standard Commercial	NA

DUE TO THE INHERENT CHARACTERISTICS OF NATURAL STONE, THERE MAY BE VARIATIONS IN COLOR, MOVEMENT AND TEXTURE FROM LOT TO LOT.

IT IS IMPORTANT TO PROPERLY SEAL MARBLE USED IN A SHOWER/STEAM SHOWER, AND MAINTAIN THE SEALANT REGULARLY TO ENSURE WATER BEADS OFF THE TILE.

For detailed installation instructions, visit akdo.com.

HEXAGON THASSOS (H) *Stone, Marble*



PART NUMBER
MB1232-HEXAHO

AVAILABILITY
IN STOCK

DIMENSIONS
9.75" x 10.13" = .69 sqft

THICKNESS
3/8"

PROFILE
MOSAICS

GROUT JOINT
1/16"

ENVIRONMENTS

WALL	FLOOR	INTERIOR	EXTERIOR FREEZE/THAW	STEAM SHOWER	WET AREA	POOL	REPEAT
Yes	Residential Floor Use Only	Yes	No	Yes	Yes when Properly Sealed	No	No

TECHNICAL DATA

FEATURES	SPECIFICATION	STANDARD
DCOF		ANSI A137.1
TRAFFIC	Standard Commercial	NA

DUE TO THE INHERENT CHARACTERISTICS OF NATURAL STONE, THERE MAY BE VARIATIONS IN COLOR, MOVEMENT AND TEXTURE FROM LOT TO LOT.

IT IS IMPORTANT TO PROPERLY SEAL MARBLE USED IN A SHOWER/STEAM SHOWER, AND MAINTAIN THE SEALANT REGULARLY TO ENSURE WATER BEADS OFF THE TILE.

For detailed installation instructions, visit akdo.com.

HEXAGON THASSOS (P) *Stone, Marble*



PART NUMBER
MB1232-HEXAPO

AVAILABILITY
IN STOCK

DIMENSIONS
9.75" x 10.13" = .69 sqft

THICKNESS
3/8"

PROFILE
MOSAICS

VARIATION
LOW

GROUT JOINT
1/16"

SEALER
YES

ENVIRONMENTS

WALL	FLOOR	INTERIOR	EXTERIOR FREEZE/THAW	STEAM SHOWER	WET AREA	POOL	REPEAT
Yes	Yes	Yes	No	Yes	Yes when Properly Sealed	No	No

TECHNICAL DATA

FEATURES	SPECIFICATION	STANDARD
DCOF		ANSI A137.1
TRAFFIC	Standard Commercial	NA

DUE TO THE INHERENT CHARACTERISTICS OF NATURAL STONE, THERE MAY BE VARIATIONS IN COLOR, MOVEMENT AND TEXTURE FROM LOT TO LOT.

IT IS IMPORTANT TO PROPERLY SEAL MARBLE USED IN A SHOWER/STEAM SHOWER, AND MAINTAIN THE SEALANT REGULARLY TO ENSURE WATER BEADS OFF THE TILE.

For detailed installation instructions, visit akdo.com.

1" X 4" HERRINGBONE THASSOS (P) *Stone, Marble*



PART NUMBER
MB1232-HB14P0

AVAILABILITY
IN STOCK

DIMENSIONS
9" x 11.5" = .72 sqft

THICKNESS
3/8"

PROFILE
MOSAICS

VARIATION
LOW

GROUT JOINT
1/8"

SEALER
YES

ENVIRONMENTS

WALL	FLOOR	INTERIOR	EXTERIOR FREEZE/THAW	STEAM SHOWER	WET AREA	POOL	REPEAT
Yes	Yes	Yes	No	Yes	Yes when Properly Sealed	No	No

TECHNICAL DATA

FEATURES	SPECIFICATION	STANDARD
DCOF		ANSI A137.1
TRAFFIC	Standard Commercial	NA

DUE TO THE INHERENT CHARACTERISTICS OF NATURAL STONE, THERE MAY BE VARIATIONS IN COLOR, MOVEMENT AND TEXTURE FROM LOT TO LOT.

IT IS IMPORTANT TO PROPERLY SEAL MARBLE USED IN A SHOWER/STEAM SHOWER, AND MAINTAIN THE SEALANT REGULARLY TO ENSURE WATER BEADS OFF THE TILE.

For detailed installation instructions, visit akdo.com.

BASKET WEAVE THASSOS (P) W/ AZUL CELESTE (P) *Stone, Marble*



PART NUMBER
MB1232-BASIP1

AVAILABILITY
IN STOCK

DIMENSIONS
9.75" x 9.75" = .66 sqft

THICKNESS
3/8"

PROFILE
MOSAICS

VARIATION
LOW

GROUT JOINT
1/16"

SEALER
YES

ENVIRONMENTS

WALL	FLOOR	INTERIOR	EXTERIOR FREEZE/THAW	STEAM SHOWER	WET AREA	POOL	REPEAT
Yes	Yes	Yes	No	Yes	Yes when Properly Sealed	No	No

TECHNICAL DATA

FEATURES	SPECIFICATION	STANDARD
DCOF		ANSI A137.1
TRAFFIC	Standard Commercial	NA

DUE TO THE INHERENT CHARACTERISTICS OF NATURAL STONE, THERE MAY BE VARIATIONS IN COLOR, MOVEMENT AND TEXTURE FROM LOT TO LOT.

IT IS IMPORTANT TO PROPERLY SEAL MARBLE USED IN A SHOWER/STEAM SHOWER, AND MAINTAIN THE SEALANT REGULARLY TO ENSURE WATER BEADS OFF THE TILE.

For detailed installation instructions, visit akdo.com.

BASKET WEAVE THASSOS (P) W/ BURSA BEIGE (P) *Stone, Marble*



PART NUMBER
MB1232-BASIP2

AVAILABILITY
IN STOCK

DIMENSIONS
9.75" x 9.75" = .66 sqft

THICKNESS
3/8"

PROFILE
MOSAICS

VARIATION
LOW

GROUT JOINT
1/16"

SEALER
YES

ENVIRONMENTS

WALL	FLOOR	INTERIOR	EXTERIOR FREEZE/THAW	STEAM SHOWER	WET AREA	POOL	REPEAT
Yes	Yes	Yes	No	Yes	Yes, when sealed properly	No	No

TECHNICAL DATA

FEATURES	SPECIFICATION	STANDARD
DCOF		ANSI A137.1
TRAFFIC	Standard Commercial	NA

DUE TO THE INHERENT CHARACTERISTICS OF NATURAL STONE, THERE MAY BE VARIATIONS IN COLOR, MOVEMENT AND TEXTURE FROM LOT TO LOT.

IT IS IMPORTANT TO PROPERLY SEAL MARBLE USED IN A SHOWER/STEAM SHOWER, AND MAINTAIN THE SEALANT REGULARLY TO ENSURE WATER BEADS OFF THE TILE.

For detailed installation instructions, visit akdo.com.

BASKET WEAVE THASSOS (P) W/ ICELANDIC BLUE (C) *Stone, Glass, Mixed Media*



PART NUMBER
MB1232-BASIP6

AVAILABILITY
IN STOCK

DIMENSIONS
9.75" x 9.75" = .66 sqft

THICKNESS
5/16"

PROFILE
MOSAICS

GROUT JOINT
1/16"

SEALER
YES

ENVIRONMENTS

WALL	FLOOR	INTERIOR	EXTERIOR FREEZE/THAW	STEAM SHOWER	WET AREA	POOL	REPEAT
Yes	No	Yes	No	Yes	Yes	No	No

TECHNICAL DATA

FEATURES	SPECIFICATION	STANDARD
DCOF		ANSI A137.1

DUE TO THE INHERENT CHARACTERISTICS OF NATURAL STONE, THERE MAY BE VARIATIONS IN COLOR, MOVEMENT AND TEXTURE FROM LOT TO LOT.

IT IS IMPORTANT TO PROPERLY SEAL MARBLE USED IN A SHOWER/STEAM SHOWER, AND MAINTAIN THE SEALANT REGULARLY TO ENSURE WATER BEADS OFF THE TILE.

For detailed installation instructions, visit akdo.com.

BASKET WEAVE THASSOS (P) W/ TULIP BLACK (P) *Stone, Marble*



PART NUMBER
MB1232-BASIP5

AVAILABILITY
IN STOCK

DIMENSIONS
9.75" x 9.75" = .66 sqft

THICKNESS
3/8"

PROFILE
MOSAICS

VARIATION
LOW

GROUT JOINT
1/16"

SEALER
YES

ENVIRONMENTS

WALL	FLOOR	INTERIOR	EXTERIOR FREEZE/THAW	STEAM SHOWER	WET AREA	POOL	REPEAT
Yes	Yes	Yes	No	Yes	Yes when properly sealed	No	No

TECHNICAL DATA

FEATURES	SPECIFICATION	STANDARD
DCOF		ANSI A137.1
TRAFFIC	Standard Commercial	NA

DUE TO THE INHERENT CHARACTERISTICS OF NATURAL STONE, THERE MAY BE VARIATIONS IN COLOR, MOVEMENT AND TEXTURE FROM LOT TO LOT.

IT IS IMPORTANT TO PROPERLY SEAL MARBLE USED IN A SHOWER/STEAM SHOWER, AND MAINTAIN THE SEALANT REGULARLY TO ENSURE WATER BEADS OFF THE TILE.

For detailed installation instructions, visit akdo.com.

1" X 6" BRICK THASSOS (P) *Stone, Marble*



PART NUMBER
MB1232-BR16P0

AVAILABILITY
IN STOCK

DIMENSIONS
9.75" x 11.75" = .80 sqft

THICKNESS
3/8"

PROFILE
MOSAICS

VARIATION
LOW

GROUT JOINT
1/16"

SEALER
YES

ENVIRONMENTS

WALL	FLOOR	INTERIOR	EXTERIOR FREEZE/THAW	STEAM SHOWER	WET AREA	POOL	REPEAT
Yes	Yes	Yes	No	Yes	Yes	No	No

TECHNICAL DATA

FEATURES	SPECIFICATION	STANDARD
DCOF		ANSI A137.1
TRAFFIC	Standard Commercial	NA

DUE TO THE INHERENT CHARACTERISTICS OF NATURAL STONE, THERE MAY BE VARIATIONS IN COLOR, MOVEMENT AND TEXTURE FROM LOT TO LOT.

IT IS IMPORTANT TO PROPERLY SEAL MARBLE USED IN A SHOWER/STEAM SHOWER, AND MAINTAIN THE SEALANT REGULARLY TO ENSURE WATER BEADS OFF THE TILE.

For detailed installation instructions, visit akdo.com.

2" X 2" THASSOS (H) *Stone, Marble*



PART NUMBER
MB1232-M002H0

AVAILABILITY
IN STOCK

DIMENSIONS
12" x 12" = 1 sqft

THICKNESS
3/8"

PROFILE
MOSAICS

VARIATION
LOW

GROUT JOINT
1/8"

SEALER
YES

ENVIRONMENTS

WALL	FLOOR	INTERIOR	EXTERIOR FREEZE/THAW	STEAM SHOWER	WET AREA	POOL	REPEAT
Yes	Yes	Yes	No	Yes	Yes when Properly Sealed	No	No

TECHNICAL DATA


FEATURES	SPECIFICATION	STANDARD
DCOF		ANSI A137.1
TRAFFIC	Standard Commercial	NA

DUE TO THE INHERENT CHARACTERISTICS OF NATURAL STONE, THERE MAY BE VARIATIONS IN COLOR, MOVEMENT AND TEXTURE FROM LOT TO LOT.

IT IS IMPORTANT TO PROPERLY SEAL MARBLE USED IN A SHOWER/STEAM SHOWER, AND MAINTAIN THE SEALANT REGULARLY TO ENSURE WATER BEADS OFF THE TILE.

For detailed installation instructions, visit akdo.com.

3/8" X 3/8" THASSOS (P) *Marble, Stone*



PART NUMBER
MB1232-M038P1

AVAILABILITY
IN STOCK

DIMENSIONS
10.75" x 10.38" = .77 sqft

THICKNESS
3/8"

PROFILE
MOSAICS

VARIATION
LOW

GROUT JOINT
NONE

SEALER
YES

ENVIRONMENTS

WALL	FLOOR	INTERIOR	EXTERIOR FREEZE/THAW	STEAM SHOWER	WET AREA	POOL	REPEAT
Yes	Yes	Yes	No	Yes	Yes when Properly Sealed	No	No

TECHNICAL DATA

FEATURES	SPECIFICATION	STANDARD
DCOF		ANSI A137.1
TRAFFIC	Standard Commercial	NA

DUE TO THE INHERENT CHARACTERISTICS OF NATURAL STONE, THERE MAY BE VARIATIONS IN COLOR, MOVEMENT AND TEXTURE FROM LOT TO LOT.

IT IS IMPORTANT TO PROPERLY SEAL MARBLE USED IN A SHOWER/STEAM SHOWER, AND MAINTAIN THE SEALANT REGULARLY TO ENSURE WATER BEADS OFF THE TILE.

For detailed installation instructions, visit akdo.com.

HEAVY RAIN THASSOS (H&P) *Stone, Marble*



PART NUMBER
MB1232-HERAPO

AVAILABILITY
IN STOCK

DIMENSIONS
10" x 11.66" = .810 sqft

THICKNESS
3/8"

PROFILE
MOSAICS

VARIATION
LOW

GROUT JOINT
1/16"

SEALER
YES

ENVIRONMENTS

WALL	FLOOR	INTERIOR	EXTERIOR FREEZE/THAW	STEAM SHOWER	WET AREA	POOL	REPEAT
Yes	No	Yes	No	Yes	Yes	No	No

TECHNICAL DATA

FEATURES	SPECIFICATION	STANDARD
DCOF		ANSI A137.1
TRAFFIC	Standard Commercial	NA

DUE TO THE INHERENT CHARACTERISTICS OF NATURAL STONE, THERE MAY BE VARIATIONS IN COLOR, MOVEMENT AND TEXTURE FROM LOT TO LOT.

IT IS IMPORTANT TO PROPERLY SEAL MARBLE USED IN A SHOWER/STEAM SHOWER, AND MAINTAIN THE SEALANT REGULARLY TO ENSURE WATER BEADS OFF THE TILE.

For detailed installation instructions, visit akdo.com.

IVY THASSOS (H&P) *Stone, Marble*



PART NUMBER
MB1232-IVY000

AVAILABILITY
IN STOCK

DIMENSIONS
9.88" x 11.75" = .814 sqft

THICKNESS
3/8"

PROFILE
MOSAIC

VARIATION
LOW

GROUT JOINT
1/16"

ENVIRONMENTS

WALL	FLOOR	INTERIOR	EXTERIOR FREEZE/THAW	STEAM SHOWER	WET AREA	POOL	REPEAT
Yes	Yes	Yes	No	Yes when properly sealed	Yes when properly sealed	No	

TECHNICAL DATA

FEATURES	SPECIFICATION	STANDARD
TRAFFIC	Standard Commercial	NA

DUE TO THE INHERENT CHARACTERISTICS OF NATURAL STONE, THERE MAY BE VARIATIONS IN COLOR, MOVEMENT AND TEXTURE FROM LOT TO LOT.

IT IS IMPORTANT TO PROPERLY SEAL MARBLE USED IN A SHOWER/STEAM SHOWER, AND MAINTAIN THE SEALANT REGULARLY TO ENSURE WATER BEADS OFF THE TILE.

For detailed installation instructions, visit akdo.com.

STAGGER THASSOS (P&SB) *Stone, Marble*



PART NUMBER
MB1232-STGR00

AVAILABILITY
IN STOCK

DIMENSIONS
11.63" x 12.5" = 10.1 sqft

THICKNESS
3/8"

PROFILE
MOSAICS

VARIATION
LOW

GROUT JOINT
1/16"

SEALER
YES

ENVIRONMENTS

WALL	FLOOR	INTERIOR	EXTERIOR FREEZE/THAW	STEAM SHOWER	WET AREA	POOL	REPEAT
Yes	Yes	Yes	No	Yes	Yes	No	No

TECHNICAL DATA

FEATURES	SPECIFICATION	STANDARD
DCOF		ANSI A137.1
TRAFFIC	Standard Commercial	NA

DUE TO THE INHERENT CHARACTERISTICS OF NATURAL STONE, THERE MAY BE VARIATIONS IN COLOR, MOVEMENT AND TEXTURE FROM LOT TO LOT.

IT IS IMPORTANT TO PROPERLY SEAL MARBLE USED IN A SHOWER/STEAM SHOWER, AND MAINTAIN THE SEALANT REGULARLY TO ENSURE WATER BEADS OFF THE TILE.

For detailed installation instructions, visit akdo.com.

ALLURE CAPTIVATE THASSOS (P) W/ SHELL LIGHT

Stone, Marble, Mixed Media, Shell / with Shell Microchips



PART NUMBER
MB1232-CAPTP1

AVAILABILITY
IN STOCK

DIMENSIONS
10.5" x 11.43" = .83 sqft

THICKNESS
3/8"

PROFILE
MOSAICS

VARIATION
LOW

GROUT JOINT
1/16"

SEALER
YES

ENVIRONMENTS

WALL	FLOOR	INTERIOR	EXTERIOR FREEZE/THAW	STEAM SHOWER	WET AREA	POOL	REPEAT
Yes	No	Yes	No	Yes	Yes	No	No

TECHNICAL DATA

FEATURES	SPECIFICATION	STANDARD
DCOF		ANSI A137.1

DUE TO THE INHERENT CHARACTERISTICS OF NATURAL STONE, THERE MAY BE VARIATIONS IN COLOR, MOVEMENT AND TEXTURE FROM LOT TO LOT.

HEAT NOT TO EXCEED □ 212 °F

For detailed installation instructions, visit akdo.com.

ALLURE CHARISMA THASSOS (P) W/ SHELL LIGHT

Stone, Mixed Media, Shell / with Shell Microchips



PART NUMBER
MB1232-CHARP1

AVAILABILITY
IN STOCK

DIMENSIONS
8.32" x 10.82" = .62 sqft

THICKNESS
3/8"

PROFILE
MOSAICS

VARIATION
LOW

GROUT JOINT
1/16"

SEALER
YES

ENVIRONMENTS

WALL	FLOOR	INTERIOR	EXTERIOR FREEZE/THAW	STEAM SHOWER	WET AREA	POOL	REPEAT
Yes	No	Yes	No	Yes	Yes	No	No

TECHNICAL DATA

FEATURES	SPECIFICATION	STANDARD
DCOF		ANSI A137.1

DUE TO THE INHERENT CHARACTERISTICS OF NATURAL STONE, THERE MAY BE VARIATIONS IN COLOR, MOVEMENT AND TEXTURE FROM LOT TO LOT.

HEAT NOT TO EXCEED □ 212°F

For detailed installation instructions, visit akdo.com.

ALLURE ENCHANT THASSOS (P) W/ SHELL LIGHT

Stone, Marble, Shell, Mixed Media / with Shell Microchips



PART NUMBER
MB1232-ENCHP1

AVAILABILITY
IN STOCK

DIMENSIONS
11.44" x 11.88" = .94 sqft

THICKNESS
3/8"

PROFILE
MOSAICS

VARIATION
LOW

GROUT JOINT
1/16"

SEALER
YES

ENVIRONMENTS

WALL	FLOOR	INTERIOR	EXTERIOR FREEZE/THAW	STEAM SHOWER	WET AREA	POOL	REPEAT
Yes	No	Yes	No	Yes	Yes	No	No

TECHNICAL DATA

FEATURES	SPECIFICATION	STANDARD
DCOF		ANSI A137.1


DUE TO THE INHERENT CHARACTERISTICS OF NATURAL STONE, THERE MAY BE VARIATIONS IN COLOR, MOVEMENT AND TEXTURE FROM LOT TO LOT.

HEAT NOT TO EXCEED □ 212°F

For detailed installation instructions, visit akdo.com.

ALLURE ENCHANT THASSOS (P) W/ SILVER & PEWTER MIRROR

Stone, Marble, Mirror, Mixed Media / Thassos (P) with Silver & Pewter Mirror



PART NUMBER
MB1232-ENCHP0

AVAILABILITY
IN STOCK

DIMENSIONS
11.44" x 11.88" = .94 sqft

THICKNESS
3/8"

PROFILE
MOSAICS

VARIATION
LOW

GROUT JOINT
1/16"

SEALER
YES

ENVIRONMENTS

WALL	FLOOR	INTERIOR	EXTERIOR FREEZE/THAW	STEAM SHOWER	WET AREA	POOL	REPEAT
Yes	No	Yes	No	Yes	No	No	No

TECHNICAL DATA

FEATURES	SPECIFICATION	STANDARD
DCOF		ANSI A137.1
Heat Resistance	Heat not to exceed 293° F	96/603/CE

DUE TO THE INHERENT CHARACTERISTICS OF NATURAL STONE, THERE MAY BE VARIATIONS IN COLOR, MOVEMENT AND TEXTURE FROM LOT TO LOT.

WHEN USING MOSAICS CONTAINING MIRROR IN A BACKSPLASH DESIGN, INCLUDE A 4" SPLASH GUARD OF WET AREA APPROPRIATE MATERIAL IN AREAS WHERE WATER MAY POOL, SUCH AS BEHIND FAUCETS.

For detailed installation instructions, visit akdo.com.

ALLURE RADIANCE THASSOS (P) W/ SHELL LIGHT

Stone, Marble, Shell, Mixed Media / with Shell Microchips



PART NUMBER
MB1232-RADIP1

AVAILABILITY
IN STOCK

DIMENSIONS
9.75" x 12.87" = .87sqft

THICKNESS
3/8"

PROFILE
MOSAICS

VARIATION
LOW

GROUT JOINT
1/16"

SEALER
YES

ENVIRONMENTS

WALL	FLOOR	INTERIOR	EXTERIOR FREEZE/THAW	STEAM SHOWER	WET AREA	POOL	REPEAT
Yes	No	Yes	No	Yes	Yes	No	No

TECHNICAL DATA

FEATURES	SPECIFICATION	STANDARD
DCOF		ANSI A137.1


DUE TO THE INHERENT CHARACTERISTICS OF NATURAL STONE, THERE MAY BE VARIATIONS IN COLOR, MOVEMENT AND TEXTURE FROM LOT TO LOT.

HEAT NOT TO EXCEED □ 212°F

For detailed installation instructions, visit akdo.com.

ALLURE RADIANCE THASSOS (P) W/ SILVER & PEWTER MIRROR

Stone, Marble, Mirror, Mixed Media / Thassos (P) with Silver & Pewter Mirror



PART NUMBER
MB1232-RADIPO

AVAILABILITY
IN STOCK

DIMENSIONS
9.75" x 12.87" = .87sqft

THICKNESS
3/8"

PROFILE
MOSAICS

VARIATION
LOW

GROUT JOINT
1/16"

SEALER
YES

ENVIRONMENTS

WALL	FLOOR	INTERIOR	EXTERIOR FREEZE/THAW	STEAM SHOWER	WET AREA	POOL	REPEAT
Yes	No	Yes	No	Yes	No	No	No

TECHNICAL DATA

FEATURES	SPECIFICATION	STANDARD
DCOF		ANSI A137.1
Heat Resistance	Heat not to exceed 293° F	96/603/CE

DUE TO THE INHERENT CHARACTERISTICS OF NATURAL STONE, THERE MAY BE VARIATIONS IN COLOR, MOVEMENT AND TEXTURE FROM LOT TO LOT.

WHEN USING MOSAICS CONTAINING MIRROR IN A BACKSPLASH DESIGN, INCLUDE A 4" SPLASH GUARD OF WET AREA APPROPRIATE MATERIAL IN AREAS WHERE WATER MAY POOL, SUCH AS BEHIND FAUCETS.

For detailed installation instructions, visit akdo.com.

ALLURE RUG MOSAIC THASSOS (P) W/ SHELL LIGHT

Stone, Marble, Shell, Mixed Media / Allure Rug Mosaic Thassos P Shell Light



PART NUMBER
SDAL06-AL01RU

AVAILABILITY
IN STOCK

DIMENSIONS
7.88" x 11.75" = .64 sqft

THICKNESS
3/8"

PROFILE
MOSAICS,ART PIECES

GROUT JOINT
1/16"

ENVIRONMENTS

WALL	FLOOR	INTERIOR	EXTERIOR FREEZE/THAW	STEAM SHOWER	WET AREA	POOL	REPEAT
Yes	No	Yes	No	No	Yes	No	No

TECHNICAL DATA

FEATURES	SPECIFICATION	STANDARD
DCOF		ANSI A137.1

DUE TO THE INHERENT CHARACTERISTICS OF NATURAL STONE, THERE MAY BE VARIATIONS IN COLOR, MOVEMENT AND TEXTURE FROM LOT TO LOT.

HEAT NOT TO EXCEED □ 212 °F

For detailed installation instructions, visit akdo.com.

ESSENCE CLARITY EMERALD THASSOS W/ TULIP BLACK & EMERALD ART GLASS (H)

Glass, Artglass / Emerald Artglass, Thassos (H) /w Tulip Black (H)



PART NUMBER
MB1232-CLAR01

PROFILE
MOSAICS

AVAILABILITY
IN STOCK

VARIATION
HIGH

DIMENSIONS
9.63" x 9.63" = .065 sqft

SEALER
YES

THICKNESS

ENVIRONMENTS

WALL	FLOOR	INTERIOR	EXTERIOR FREEZE/THAW	STEAM SHOWER	WET AREA	POOL	REPEAT
Yes	No	Yes	No	No	Yes when properly sealed	No	No

TECHNICAL DATA

FEATURES	SPECIFICATION	STANDARD
Frost resistance	No	UNE-EN-ISO-10545-12
Heat Resistance	HEAT NOT TO EXCEED 212° F	96/603/CE
TRAFFIC	WALL ONLY	NA

WATER JET MOSAICS ARE DELICATE IN NATURE, AND THUS, FRACTURES IN THE TESSERAE ARE EXPECTED AND CONSIDERED NATURAL. GROUT COLORS MAY BE CHOSEN TO MATCH THE COLOR OF THE STONE AND WILL REDUCE THE APPEARANCE OF THE CRACKS.

For detailed installation instructions, visit akdo.com.

ESSENCE HARMONY EMERALD THASSOS W/ TULIP BLACK & EMERALD ART GLASS (H)

Stone, Marble, Glass, Artglass / Emerald Artglass, Thassos (H) /w Tulip Black (H)



PART NUMBER	PROFILE
MB1232-HARM01	MOSAICS
AVAILABILITY	VARIATION
IN STOCK	HIGH
DIMENSIONS	SEALER
10.375" x 9.875" = .71 sqft	YES
THICKNESS	

ENVIRONMENTS

WALL	FLOOR	INTERIOR	EXTERIOR FREEZE/THAW	STEAM SHOWER	WET AREA	POOL	REPEAT
Yes	No	Yes	No	No	Yes when properly sealed	No	No

TECHNICAL DATA

FEATURES	SPECIFICATION	STANDARD
Frost resistance	No	UNE-EN-ISO-10545-12
DCOF		ANSI A137.1
Heat Resistance	HEAT NOT TO EXCEED 212° F	96/603/CE
TRAFFIC	WALL ONLY	NA

WATER JET MOSAICS ARE DELICATE IN NATURE, AND THUS, FRACTURES IN THE TESSERAE ARE EXPECTED AND CONSIDERED NATURAL. GROUT COLORS MAY BE CHOSEN TO MATCH THE COLOR OF THE STONE AND WILL REDUCE THE APPEARANCE OF THE CRACKS.

For detailed installation instructions, visit akdo.com.

ESSENCE LEGACY EMERALD THASSOS W/ EMERALD ART GLASS & CALACATTA (H)

Stone, Marble, Glass, Artglass, Mixed Media / Emerald Artglass, Thassos (H) /w Calacatta (H)



PART NUMBER	PROFILE
MB1232-LEGA01	MOSAICS
AVAILABILITY	VARIATION
IN STOCK	HIGH
DIMENSIONS	SEALER
8" x 8" = .444 sqft	YES
THICKNESS	

ENVIRONMENTS

WALL	FLOOR	INTERIOR	EXTERIOR FREEZE/THAW	STEAM SHOWER	WET AREA	POOL	REPEAT
Yes	No	Yes	No	No	Yes, when sealed properly.	No	No

TECHNICAL DATA


FEATURES	SPECIFICATION	STANDARD
Frost resistance	No	UNE-EN-ISO-10545-12
DCOF		ANSI A137.1
Heat Resistance	HEAT NOT TO EXCEED 212° F	96/603/CE
TRAFFIC	WALL ONLY	NA

WATER JET MOSAICS ARE DELICATE IN NATURE, AND THUS, FRACTURES IN THE TESSERAE ARE EXPECTED AND CONSIDERED NATURAL. GROUT COLORS MAY BE CHOSEN TO MATCH THE COLOR OF THE STONE AND WILL REDUCE THE APPEARANCE OF THE CRACKS.

For detailed installation instructions, visit akdo.com.

ESSENCE WHIMSY EMERALD THASSOS W/ EMERALD ART GLASS (H)

Marble, Stone, Glass, Artglass, Mixed Media / Thassos (H) /w Emerald Artglass



PART NUMBER	PROFILE
MB1232-WHIM01	MOSAICS
AVAILABILITY	VARIATION
IN STOCK	HIGH
DIMENSIONS	SEALER
10.25" x 10.25" = .73 sqft	YES
THICKNESS	

ENVIRONMENTS

WALL	FLOOR	INTERIOR	EXTERIOR FREEZE/THAW	STEAM SHOWER	WET AREA	POOL	REPEAT
Yes	No	Yes	No	No	Yes	No	No

TECHNICAL DATA

FEATURES	SPECIFICATION	STANDARD
Frost resistance	No	UNE-EN-ISO-10545-12
DCOF		ANSI A137.1
Heat Resistance	HEAT NOT TO EXCEED 212° F	96/603/CE
TRAFFIC	WALL ONLY	NA

WATER JET MOSAICS ARE DELICATE IN NATURE, AND THUS, FRACTURES IN THE TESSERAE ARE EXPECTED AND CONSIDERED NATURAL. GROUT COLORS MAY BE CHOSEN TO MATCH THE COLOR OF THE STONE AND WILL REDUCE THE APPEARANCE OF THE CRACKS.

For detailed installation instructions, visit akdo.com.

LUMINOUS BEAM THASSOS W/ SILVER (H) *Stone, Marble, Mixed Media*



PART NUMBER
MB1232-DS08H0

AVAILABILITY
IN STOCK

DIMENSIONS
8" x 8" = .444 sqft

THICKNESS
3/8"

PROFILE
MOSAICS

GROUT JOINT
BUTT JOINT

SEALER
YES

ENVIRONMENTS

WALL	FLOOR	INTERIOR	EXTERIOR FREEZE/THAW	STEAM SHOWER	WET AREA	POOL	REPEAT
Yes	No	Yes	No	No	Yes, when properly sealed	No	No

TECHNICAL DATA

FEATURES	SPECIFICATION	STANDARD
Frost resistance	No	UNE-ENHSO-10545-12
DCOF		ANSI A137.1
Heat Resistance	Heat not to exceed 293° F	96/603/CE

DUE TO THE INHERENT CHARACTERISTICS OF NATURAL STONE, THERE MAY BE VARIATIONS IN COLOR, MOVEMENT AND TEXTURE FROM LOT TO LOT.

IT IS IMPORTANT TO PROPERLY SEAL MARBLE USED IN A SHOWER/STEAM SHOWER, AND MAINTAIN THE SEALANT REGULARLY TO ENSURE WATER BEADS OFF THE TILE.

For detailed installation instructions, visit akdo.com.

LUMINOUS DAYBREAK THASSOS W/ SILVER (H) *Stone, Marble, Mixed Media*



PART NUMBER
MB1232-DAYBHO

AVAILABILITY
IN STOCK

DIMENSIONS
8.25" x 10.5" = .588 sqft

THICKNESS
3/8"

PROFILE
MOSAICS

GROUT JOINT
1/16"

SEALER
YES

ENVIRONMENTS

WALL	FLOOR	INTERIOR	EXTERIOR FREEZE/THAW	STEAM SHOWER	WET AREA	POOL	REPEAT
Yes	No	Yes	No	No	Yes, when properly sealed	No	No

TECHNICAL DATA

FEATURES	SPECIFICATION	STANDARD
Frost resistance	No	UNE-ENHSO-10545-12
DCOF		ANSI A137.1
Heat Resistance	Heat not to exceed 293° F	96/603/CE

DUE TO THE INHERENT CHARACTERISTICS OF NATURAL STONE, THERE MAY BE VARIATIONS IN COLOR, MOVEMENT AND TEXTURE FROM LOT TO LOT.

IT IS IMPORTANT TO PROPERLY SEAL MARBLE USED IN A SHOWER/STEAM SHOWER, AND MAINTAIN THE SEALANT REGULARLY TO ENSURE WATER BEADS OFF THE TILE.

For detailed installation instructions, visit akdo.com.

LUMINOUS RAY THASSOS W/ SILVER (H & COMBED) *Stone, Marble*



PART NUMBER
MB1232-RAY0H0

AVAILABILITY
IN STOCK

DIMENSIONS
10.19" x 9.75" = .689 sqft

THICKNESS
3/8"

PROFILE
MOSAICS

GROUT JOINT
1/16"

SEALER
YES

ENVIRONMENTS

WALL	FLOOR	INTERIOR	EXTERIOR FREEZE/THAW	STEAM SHOWER	WET AREA	POOL	REPEAT
Yes	No	Yes	No	No	Yes, when properly sealed	No	No

TECHNICAL DATA

FEATURES	SPECIFICATION	STANDARD
Frost resistance	No	UNE-ENHSO-10545-12
DCOF		ANSI A137.1
Heat Resistance	Heat not to exceed 293° F	96/603/CE

DUE TO THE INHERENT CHARACTERISTICS OF NATURAL STONE, THERE MAY BE VARIATIONS IN COLOR, MOVEMENT AND TEXTURE FROM LOT TO LOT.

IT IS IMPORTANT TO PROPERLY SEAL MARBLE USED IN A SHOWER/STEAM SHOWER, AND MAINTAIN THE SEALANT REGULARLY TO ENSURE WATER BEADS OFF THE TILE.

For detailed installation instructions, visit akdo.com.

LUMINOUS RISE THASSOS W/ SILVER (H & COMBED) *Stone, Marble, Metallic*



PART NUMBER
MB1232-RISEHO

AVAILABILITY
IN STOCK

DIMENSIONS
11.02" x 11.77" = .90 sqft

THICKNESS
3/8"

PROFILE
MOSAICS

GROUT JOINT
1/16"

ENVIRONMENTS

WALL	FLOOR	INTERIOR	EXTERIOR FREEZE/THAW	STEAM SHOWER	WET AREA	POOL	REPEAT
Yes	No	Yes	No	No	Yes, when properly sealed	No	No

TECHNICAL DATA

FEATURES	SPECIFICATION	STANDARD
Heat Resistance	Heat not to exceed 293° F	96/603/CE

For detailed installation instructions, visit akdo.com.

LUMINOUS SHINE THASSOS W/ SILVER (H) *Stone, Marble, Metallic*



PART NUMBER
MB1232-SHNEHO

AVAILABILITY
IN STOCK

DIMENSIONS
7.72" x 8.89" = .37 sqft

THICKNESS
3/8"

PROFILE
MOSAICS

GROUT JOINT
1/16"

ENVIRONMENTS

WALL	FLOOR	INTERIOR	EXTERIOR FREEZE/THAW	STEAM SHOWER	WET AREA	POOL	REPEAT
Yes	No	Yes	No	No	Yes, when properly sealed	No	No

TECHNICAL DATA

FEATURES	SPECIFICATION	STANDARD
Heat Resistance	Heat not to exceed 293° F	96/603/CE

For detailed installation instructions, visit akdo.com.

HOSHI THASSOS (P) *Stone, Marble*



PART NUMBER
MB1232-HOSH00

AVAILABILITY
IN STOCK

DIMENSIONS
10.15" x 11.75" = .828 sqft

THICKNESS
3/8"

PROFILE
MOSAIC

VARIATION
LOW

GROUT JOINT
1/16"

ENVIRONMENTS

WALL	FLOOR	INTERIOR	EXTERIOR FREEZE/THAW	STEAM SHOWER	WET AREA	POOL	REPEAT
Yes	Yes	Yes	No	Yes when properly sealed	Yes when properly sealed	No	

TECHNICAL DATA

FEATURES	SPECIFICATION	STANDARD
TRAFFIC	Standard Commercial	NA

DUE TO THE INHERENT CHARACTERISTICS OF NATURAL STONE, THERE MAY BE VARIATIONS IN COLOR, MOVEMENT AND TEXTURE FROM LOT TO LOT.

IT IS IMPORTANT TO PROPERLY SEAL MARBLE USED IN A SHOWER/STEAM SHOWER, AND MAINTAIN THE SEALANT REGULARLY TO ENSURE WATER BEADS OFF THE TILE.

For detailed installation instructions, visit akdo.com.

NAMI THASSOS (P) *Stone, Marble*



PART NUMBER
MB1232-NAMI00

AVAILABILITY
IN STOCK

DIMENSIONS
9.88" x 12" = .825 sqft

THICKNESS
3/8"

PROFILE
MOSAIC

VARIATION
LOW

GROUT JOINT
1/16"

ENVIRONMENTS

WALL	FLOOR	INTERIOR	EXTERIOR FREEZE/THAW	STEAM SHOWER	WET AREA	POOL	REPEAT
Yes	Yes	Yes	No	Yes when properly sealed	Yes when properly sealed	No	

TECHNICAL DATA

FEATURES	SPECIFICATION	STANDARD
TRAFFIC	Standard Commercial	NA

DUE TO THE INHERENT CHARACTERISTICS OF NATURAL STONE, THERE MAY BE VARIATIONS IN COLOR, MOVEMENT AND TEXTURE FROM LOT TO LOT.

IT IS IMPORTANT TO PROPERLY SEAL MARBLE USED IN A SHOWER/STEAM SHOWER, AND MAINTAIN THE SEALANT REGULARLY TO ENSURE WATER BEADS OFF THE TILE.

For detailed installation instructions, visit akdo.com.

PERSPECTIVE AXIS THASSOS (P) W/CARRARA (H)

Stone, Marble



PART NUMBER
MB1232-AXISPO

AVAILABILITY
IN STOCK

DIMENSIONS
11.16" x 13.5" = 1.05 sqft

THICKNESS
3/8"

PROFILE
MOSAICS

VARIATION
MEDIUM

GROUT JOINT
1/16"

SEALER
YES

ENVIRONMENTS

WALL	FLOOR	INTERIOR	EXTERIOR FREEZE/THAW	STEAM SHOWER	WET AREA	POOL	REPEAT
Yes	Yes	Yes	No	No	Yes, when sealed properly.	No	No

TECHNICAL DATA

FEATURES	SPECIFICATION	STANDARD
DCOF		ANSI A137.1


DUE TO THE INHERENT CHARACTERISTICS OF NATURAL STONE, THERE MAY BE VARIATIONS IN COLOR, MOVEMENT AND TEXTURE FROM LOT TO LOT.

IT IS IMPORTANT TO PROPERLY SEAL MARBLE USED IN A SHOWER/STEAM SHOWER, AND MAINTAIN THE SEALANT REGULARLY TO ENSURE WATER BEADS OFF THE TILE.

For detailed installation instructions, visit akdo.com.

PERSPECTIVE PIVOT THASSOS (P) W/CARRARA (H)

Stone, Marble



PART NUMBER
MB1232-PIVTP0

AVAILABILITY
IN STOCK

DIMENSIONS
11.25" x 12.88" = 1.01 sqft

THICKNESS
3/8"

PROFILE
MOSAICS

VARIATION
MEDIUM

GROUT JOINT
1/16"

SEALER
YES

ENVIRONMENTS

WALL	FLOOR	INTERIOR	EXTERIOR FREEZE/THAW	STEAM SHOWER	WET AREA	POOL	REPEAT
Yes	Yes	Yes	No	No	Yes, when sealed properly.	No	No

TECHNICAL DATA

FEATURES	SPECIFICATION	STANDARD
DCOF		ANSI A137.1

DUE TO THE INHERENT CHARACTERISTICS OF NATURAL STONE, THERE MAY BE VARIATIONS IN COLOR, MOVEMENT AND TEXTURE FROM LOT TO LOT.

IT IS IMPORTANT TO PROPERLY SEAL MARBLE USED IN A SHOWER/STEAM SHOWER, AND MAINTAIN THE SEALANT REGULARLY TO ENSURE WATER BEADS OFF THE TILE.

For detailed installation instructions, visit akdo.com.

PERSPECTIVE TWIST THASSOS (P) W/CARRARA (H)

Stone, Marble / Thassos (P) with Carrara (H)



PART NUMBER
MB1232-TWISPO

AVAILABILITY
IN STOCK

DIMENSIONS
7.88" x 9.88" = .55 sqft

THICKNESS
3/8"

VARIATION
MEDIUM

GROUT JOINT
1/16"

SEALER
YES

ENVIRONMENTS

WALL	FLOOR	INTERIOR	EXTERIOR FREEZE/THAW	STEAM SHOWER	WET AREA	POOL	REPEAT
Yes	Yes	Yes	Yes	No	Yes, when sealed properly.	No	No

For detailed installation instructions, visit akdo.com.

12" GRAND MOLDING THASSOS (P) *Stone, Marble*



PART NUMBER
MB1232-GM12P0

PROFILE
TRIM

AVAILABILITY
IN STOCK

DIMENSIONS
1 lft (+/-)

THICKNESS
15/16"

ENVIRONMENTS

WALL	FLOOR	INTERIOR	EXTERIOR FREEZE/THAW	STEAM SHOWER	WET AREA	POOL	REPEAT
No	No	No	No	Yes	Yes when Properly Sealed	No	No

TECHNICAL DATA

FEATURES	SPECIFICATION	STANDARD
DCOF		ANSI A137.1
TRAFFIC	Standard Commercial	NA

DUE TO THE INHERENT CHARACTERISTICS OF NATURAL STONE, THERE MAY BE VARIATIONS IN COLOR, MOVEMENT AND TEXTURE FROM LOT TO LOT.

IT IS IMPORTANT TO PROPERLY SEAL MARBLE USED IN A SHOWER/STEAM SHOWER, AND MAINTAIN THE SEALANT REGULARLY TO ENSURE WATER BEADS OFF THE TILE.

For detailed installation instructions, visit akdo.com.

12" CLASSIC RAIL THASSOS (P) *Stone, Marble*



PART NUMBER
MB1232-RM12PO

PROFILE
TRIM

AVAILABILITY
IN STOCK

DIMENSIONS
1 lft (+/-)

THICKNESS
7/8"

ENVIRONMENTS

WALL	FLOOR	INTERIOR	EXTERIOR FREEZE/THAW	STEAM SHOWER	WET AREA	POOL	REPEAT
No	No	No	No	Yes	No	No	No

TECHNICAL DATA

FEATURES	SPECIFICATION	STANDARD
DCOF		ANSI A137.1

DUE TO THE INHERENT CHARACTERISTICS OF NATURAL STONE, THERE MAY BE VARIATIONS IN COLOR, MOVEMENT AND TEXTURE FROM LOT TO LOT.

IT IS IMPORTANT TO PROPERLY SEAL MARBLE USED IN A SHOWER/STEAM SHOWER, AND MAINTAIN THE SEALANT REGULARLY TO ENSURE WATER BEADS OFF THE TILE.

For detailed installation instructions, visit akdo.com.

12" NARROW LINER THASSOS (P) *Stone, Marble*



PART NUMBER
MB1232-NL12PO

PROFILE
TRIM

AVAILABILITY
IN STOCK

DIMENSIONS
1 lft (+/-)

THICKNESS
13/16"

ENVIRONMENTS

WALL	FLOOR	INTERIOR	EXTERIOR FREEZE/THAW	STEAM SHOWER	WET AREA	POOL	REPEAT
No	No	No	No	Yes	Yes when Properly Sealed	No	No

TECHNICAL DATA

FEATURES	SPECIFICATION	STANDARD
DCOF		ANSI A137.1
TRAFFIC	Standard Commercial	NA

DUE TO THE INHERENT CHARACTERISTICS OF NATURAL STONE, THERE MAY BE VARIATIONS IN COLOR, MOVEMENT AND TEXTURE FROM LOT TO LOT.

IT IS IMPORTANT TO PROPERLY SEAL MARBLE USED IN A SHOWER/STEAM SHOWER, AND MAINTAIN THE SEALANT REGULARLY TO ENSURE WATER BEADS OFF THE TILE.

For detailed installation instructions, visit akdo.com.

12" CONTEMPORARY RAIL THASSOS (P) *Stone, Marble*



PART NUMBER
MB1232-CR12PO

PROFILE
TRIM

AVAILABILITY
IN STOCK

DIMENSIONS
1 lft (+/-)

THICKNESS
1 13/16"

ENVIRONMENTS

WALL	FLOOR	INTERIOR	EXTERIOR FREEZE/THAW	STEAM SHOWER	WET AREA	POOL	REPEAT
No	No	No	No	Yes	Yes when Properly Sealed	No	No

TECHNICAL DATA

FEATURES	SPECIFICATION	STANDARD
DCOF		ANSI A137.1
TRAFFIC	Standard Commercial	NA

DUE TO THE INHERENT CHARACTERISTICS OF NATURAL STONE, THERE MAY BE VARIATIONS IN COLOR, MOVEMENT AND TEXTURE FROM LOT TO LOT.

IT IS IMPORTANT TO PROPERLY SEAL MARBLE USED IN A SHOWER/STEAM SHOWER, AND MAINTAIN THE SEALANT REGULARLY TO ENSURE WATER BEADS OFF THE TILE.

For detailed installation instructions, visit akdo.com.

12" PURE LINER THASSOS (P) *Stone, Marble*



PART NUMBER
MB1232-PL12PO

PROFILE
TRIM

AVAILABILITY
IN STOCK

DIMENSIONS
1 lft (+/-)

THICKNESS
5/8"

ENVIRONMENTS

WALL	FLOOR	INTERIOR	EXTERIOR FREEZE/THAW	STEAM SHOWER	WET AREA	POOL	REPEAT
No	No	No	No	Yes	No	No	No

TECHNICAL DATA

FEATURES	SPECIFICATION	STANDARD
DCOF		ANSI A137.1

DUE TO THE INHERENT CHARACTERISTICS OF NATURAL STONE, THERE MAY BE VARIATIONS IN COLOR, MOVEMENT AND TEXTURE FROM LOT TO LOT.

IT IS IMPORTANT TO PROPERLY SEAL MARBLE USED IN A SHOWER/STEAM SHOWER, AND MAINTAIN THE SEALANT REGULARLY TO ENSURE WATER BEADS OFF THE TILE.

For detailed installation instructions, visit akdo.com.

12" BASE MOLDING THASSOS (P) *Stone, Marble*



PART NUMBER
MB1232-BM12P0

PROFILE
TRIM

AVAILABILITY
IN STOCK

DIMENSIONS
4" x 12" x 3/4" = 1 lft (+/-)

THICKNESS
3/4"

ENVIRONMENTS

WALL	FLOOR	INTERIOR	EXTERIOR FREEZE/THAW	STEAM SHOWER	WET AREA	POOL	REPEAT
No	No	No	No	Yes	Yes when Properly Sealed	No	No

TECHNICAL DATA

FEATURES	SPECIFICATION	STANDARD
DCOF		ANSI A137.1
TRAFFIC	Standard Commercial	NA

DUE TO THE INHERENT CHARACTERISTICS OF NATURAL STONE, THERE MAY BE VARIATIONS IN COLOR, MOVEMENT AND TEXTURE FROM LOT TO LOT.

IT IS IMPORTANT TO PROPERLY SEAL MARBLE USED IN A SHOWER/STEAM SHOWER, AND MAINTAIN THE SEALANT REGULARLY TO ENSURE WATER BEADS OFF THE TILE.

For detailed installation instructions, visit akdo.com.