

ORIGIN 10 1/2" X 2 1/2" BIRCH WHITE (G) *Ceramic*



PART NUMBER
CR1911-RT10G0

AVAILABILITY
IN STOCK

DIMENSIONS
2.56" x 10.43" = .186 sqft

THICKNESS
3/8"

PROFILE
TILES

VARIATION
LOW

GROUT JOINT
1/16"

SEALER
NOT REQUIRED, GROUT MAY REQUIRE SEALING

ENVIRONMENTS

WALL	FLOOR	INTERIOR	EXTERIOR FREEZE/THAW	STEAM SHOWER	WET AREA	POOL	REPEAT
Yes	No	Yes	No	Yes	Yes	No	No

TECHNICAL DATA

FEATURES	SPECIFICATION	STANDARD
Water absorption	>10%	UNE-ENISO-10545-3
Modulus of rupture and breaking strength	UNI-EN ISO 10545-4 > 12 N/mm2 (≥ 7.5mm) > 15 N/mm2 (< 7.5mm) Compliant	UNE-ENISO-10545-4
Thermal Shock Resistance	UNI-EN ISO 10545-9 Resistant	UNE-ENISO-10545-9
Crazing resistance	UNI-EN ISO 10545-11 Resistant	UNE-ENISO-10545-11
Frost resistance	UNI-EN ISO 10545-12 Resistant	UNE-ENISO-10545-12
Chemical resistance	GA GLA GHA	UNE-ENISO-10545-13
Stain resistance	UNI-EN ISO 10545-14 Class 5	UNE-ENISO-10545-14

DUE TO THE INHERENT CHARACTERISTICS OF CERAMIC, THERE MAY BE VARIATIONS IN COLOR, MOVEMENT AND TEXTURE FROM LOT TO LOT.

For detailed installation instructions, visit akdo.com.

ORIGIN 10 1/2" X 2 1/2" BIRCH WHITE (M) *Ceramic*



PART NUMBER
CR1911-RT10M0

AVAILABILITY
IN STOCK

DIMENSIONS
2.56" x 10.43" = .186 sqft

THICKNESS
3/8"

PROFILE
TILES

VARIATION
LOW

GROUT JOINT
1/16"

SEALER
NOT REQUIRED, GROUT MAY REQUIRE SEALING

ENVIRONMENTS

WALL	FLOOR	INTERIOR	EXTERIOR FREEZE/THAW	STEAM SHOWER	WET AREA	POOL	REPEAT
Yes	No	Yes	No	Yes	Yes	No	No

TECHNICAL DATA

FEATURES	SPECIFICATION	STANDARD
Water absorption	>10%	UNE-ENISO-10545-3
Modulus of rupture and breaking strength	UNI-EN ISO 10545-4 > 12 N/mm2 (≥ 7.5mm) > 15 N/mm2 (< 7.5mm) Compliant	UNE-ENISO-10545-4
Thermal Shock Resistance	UNI-EN ISO 10545-9 Resistant	UNE-ENISO-10545-9
Crazing resistance	UNI-EN ISO 10545-11 Resistant	UNE-ENISO-10545-11
Frost resistance	UNI-EN ISO 10545-12 Resistant	UNE-ENISO-10545-12
Chemical resistance	GA GLA GHA	UNE-ENISO-10545-13
Stain resistance	UNI-EN ISO 10545-14 Class 5	UNE-ENISO-10545-14

DUE TO THE INHERENT CHARACTERISTICS OF CERAMIC, THERE MAY BE VARIATIONS IN COLOR, MOVEMENT AND TEXTURE FROM LOT TO LOT.

For detailed installation instructions, visit akdo.com.

ORIGIN 10 1/2" X 2 1/2" BULLNOSE BIRCH WHITE (G) *Ceramic*



PART NUMBER
CR1911-BU10G0

PROFILE
TRIM

AVAILABILITY
IN STOCK

VARIATION
LOW

DIMENSIONS
2.5" x 10.5" = .87 lmf

GROUT JOINT
1/16"

THICKNESS
3/8"

SEALER
NOT REQUIRED, GROUT MAY REQUIRE SEALING

ENVIRONMENTS

WALL	FLOOR	INTERIOR	EXTERIOR FREEZE/THAW	STEAM SHOWER	WET AREA	POOL	REPEAT
Yes	No	Yes	No	Yes	Yes	No	No


TECHNICAL DATA

FEATURES	SPECIFICATION	STANDARD
Water absorption	>10%	UNE-ENHSO-10545-3
Modulus of rupture and breaking strength	UNI-EN ISO 10545-4 > 12 N/mm ² (≥ 7.5mm) > 15 N/mm ² (< 7.5mm) Compliant	UNE-ENHSO-10545-4
Thermal Shock Resistance	UNI-EN ISO 10545-9 Resistant	UNE-ENHSO-10545-9
Crazing resistance	UNI-EN ISO 10545-11 Resistant	UNE-ENHSO-10545-11
Frost resistance	UNI-EN ISO 10545-12 Resistant	UNE-ENHSO-10545-12
Chemical resistance	GA GLA GHA	UNE-ENHSO-10545-13
Stain resistance	UNI-EN ISO 10545-14 Class 5	UNE-ENHSO-10545-14

DUE TO THE INHERENT CHARACTERISTICS OF CERAMIC, THERE MAY BE VARIATIONS IN COLOR, MOVEMENT AND TEXTURE FROM LOT TO LOT.

For detailed installation instructions, visit akdo.com.

ORIGIN 10 1/2" X 2 1/2" BULLNOSE BIRCH WHITE (M) *Ceramic*



PART NUMBER
CR1911-BU10M0

AVAILABILITY
IN STOCK

DIMENSIONS
2.5" x 10.5" = .87 lmf

THICKNESS
3/8"

PROFILE
TRIM

VARIATION
LOW

GROUT JOINT
1/16"

SEALER
NOT REQUIRED, GROUT MAY REQUIRE SEALING

ENVIRONMENTS

WALL	FLOOR	INTERIOR	EXTERIOR FREEZE/THAW	STEAM SHOWER	WET AREA	POOL	REPEAT
Yes	No	Yes	No	Yes	Yes	No	No

TECHNICAL DATA

FEATURES	SPECIFICATION	STANDARD
Water absorption	>10%	UNE-ENHSO-10545-3
Modulus of rupture and breaking strength	UNI-EN ISO 10545-4 > 12 N/mm2 (≥ 7.5mm) > 15 N/mm2 (< 7.5mm) Compliant	UNE-ENHSO-10545-4
Thermal Shock Resistance	UNI-EN ISO 10545-9 Resistant	UNE-ENHSO-10545-9
Crazing resistance	UNI-EN ISO 10545-11 Resistant	UNE-ENHSO-10545-11
Frost resistance	UNI-EN ISO 10545-12 Resistant	UNE-ENHSO-10545-12
Chemical resistance	GA GLA GHA	UNE-ENHSO-10545-13
Stain resistance	UNI-EN ISO 10545-14 Class 5	UNE-ENHSO-10545-14

DUE TO THE INHERENT CHARACTERISTICS OF CERAMIC, THERE MAY BE VARIATIONS IN COLOR, MOVEMENT AND TEXTURE FROM LOT TO LOT.

For detailed installation instructions, visit akdo.com.

ORIGIN 2 1/2" X 2 1/2" BULLNOSE CORNER BIRCH WHITE (M) *Ceramic*



PART NUMBER
CR1911-BUCRMO

AVAILABILITY
IN STOCK

DIMENSIONS
.98" x .98" = .007 sqft

THICKNESS
3/8"

PROFILE
TRIM

VARIATION
LOW

GROUT JOINT
1/16"

SEALER
NOT REQUIRED, GROUT MAY REQUIRE SEALING

ENVIRONMENTS

WALL	FLOOR	INTERIOR	EXTERIOR FREEZE/THAW	STEAM SHOWER	WET AREA	POOL	REPEAT
Yes	No	Yes	No	Yes	Yes	No	No


TECHNICAL DATA

FEATURES	SPECIFICATION	STANDARD
Water absorption	>10%	UNE-ENISO-10545-3
Modulus of rupture and breaking strength	UNI-EN ISO 10545-4 > 12 N/mm2 (≥ 7.5mm) > 15 N/mm2 (< 7.5mm) Compliant	UNE-ENISO-10545-4
Thermal Shock Resistance	UNI-EN ISO 10545-9 Resistant	UNE-ENISO-10545-9
Crazing resistance	UNI-EN ISO 10545-11 Resistant	UNE-ENISO-10545-11
Frost resistance	UNI-EN ISO 10545-12 Resistant	UNE-ENISO-10545-12
Chemical resistance	GA GLA GHA	UNE-ENISO-10545-13
Stain resistance	UNI-EN ISO 10545-14 Class 5	UNE-ENISO-10545-14

DUE TO THE INHERENT CHARACTERISTICS OF CERAMIC, THERE MAY BE VARIATIONS IN COLOR, MOVEMENT AND TEXTURE FROM LOT TO LOT.

For detailed installation instructions, visit akdo.com.

ORIGIN 10 1/2" X 1/2" LINER BIRCH WHITE (G) *Ceramic*



PART NUMBER
CR1911-LN10G0

AVAILABILITY
IN STOCK

DIMENSIONS
.005" x 10.5" = .875 lmf

THICKNESS
3/8"

PROFILE
TRIM

VARIATION
LOW

GROUT JOINT
1/16"

SEALER
NOT REQUIRED, GROUT MAY REQUIRE SEALING

ENVIRONMENTS

WALL	FLOOR	INTERIOR	EXTERIOR FREEZE/THAW	STEAM SHOWER	WET AREA	POOL	REPEAT
Yes	No	Yes	No	Yes	Yes	No	No

TECHNICAL DATA

FEATURES	SPECIFICATION	STANDARD
Water absorption	>10%	UNE-ENISO-10545-3
Modulus of rupture and breaking strength	UNI-EN ISO 10545-4 > 12 N/mm2 (> 7.5mm) > 15 N/mm2 (< 7.5mm) Compliant	UNE-ENISO-10545-4
Thermal Shock Resistance	UNI-EN ISO 10545-9 Resistant	UNE-ENISO-10545-9
Crazing resistance	UNI-EN ISO 10545-11 Resistant	UNE-ENISO-10545-11
Frost resistance	UNI-EN ISO 10545-12 Resistant	UNE-ENISO-10545-12
Chemical resistance	GA GLA GHA	UNE-ENISO-10545-13
Stain resistance	UNI-EN ISO 10545-14 Class 5	UNE-ENISO-10545-14

DUE TO THE INHERENT CHARACTERISTICS OF CERAMIC, THERE MAY BE VARIATIONS IN COLOR, MOVEMENT AND TEXTURE FROM LOT TO LOT.

For detailed installation instructions, visit akdo.com.

ORIGIN 1/2" X 1/2" LINER CORNER BIRCH WHITE (G) *Ceramic*



PART NUMBER	PROFILE
CR1911-LNCRGO	TRIM
AVAILABILITY	VARIATION
IN STOCK	LOW
DIMENSIONS	GROUT JOINT
	1/16"
THICKNESS	SEALER
3/8"	NOT REQUIRED, GROUT MAY REQUIRE SEALING

ENVIRONMENTS

WALL	FLOOR	INTERIOR	EXTERIOR FREEZE/THAW	STEAM SHOWER	WET AREA	POOL	REPEAT
Yes	No	Yes	No	Yes	Yes	No	No

TECHNICAL DATA

FEATURES	SPECIFICATION	STANDARD
Water absorption	>10%	UNE-ENISO-10545-3
Modulus of rupture and breaking strength	UNI-EN ISO 10545-4 > 12 N/mm2 (≥ 7.5mm) > 15 N/mm2 (< 7.5mm) Compliant	UNE-ENISO-10545-4
Thermal Shock Resistance	UNI-EN ISO 10545-9 Resistant	UNE-ENISO-10545-9
Crazing resistance	UNI-EN ISO 10545-11 Resistant	UNE-ENISO-10545-11
Frost resistance	UNI-EN ISO 10545-12 Resistant	UNE-ENISO-10545-12
Chemical resistance	GA GLA GHA	UNE-ENISO-10545-13
Stain resistance	UNI-EN ISO 10545-14 Class 5	UNE-ENISO-10545-14

DUE TO THE INHERENT CHARACTERISTICS OF CERAMIC, THERE MAY BE VARIATIONS IN COLOR, MOVEMENT AND TEXTURE FROM LOT TO LOT.

For detailed installation instructions, visit akdo.com.

ORIGIN 10 1/2" X 1/2" LINER BIRCH WHITE (M) *Ceramic*



PART NUMBER
CR1911-LN10M0

AVAILABILITY
IN STOCK

DIMENSIONS
.5" x 10.5" = .87 lmf

THICKNESS
3/8"

PROFILE
TRIM

VARIATION
LOW

GROUT JOINT
1/16"

SEALER
NOT REQUIRED, GROUT MAY REQUIRE SEALING

ENVIRONMENTS

WALL	FLOOR	INTERIOR	EXTERIOR FREEZE/THAW	STEAM SHOWER	WET AREA	POOL	REPEAT
Yes	No	Yes	No	Yes	Yes	No	No

TECHNICAL DATA

FEATURES	SPECIFICATION	STANDARD
Water absorption	>10%	UNE-ENISO-10545-3
Modulus of rupture and breaking strength	UNI-EN ISO 10545-4 > 12 N/mm2 (≥ 7.5mm) > 15 N/mm2 (< 7.5mm) Compliant	UNE-ENISO-10545-4
Thermal Shock Resistance	UNI-EN ISO 10545-9 Resistant	UNE-ENISO-10545-9
Crazing resistance	UNI-EN ISO 10545-11 Resistant	UNE-ENISO-10545-11
Frost resistance	UNI-EN ISO 10545-12 Resistant	UNE-ENISO-10545-12
Chemical resistance	GA GLA GHA	UNE-ENISO-10545-13
Stain resistance	UNI-EN ISO 10545-14 Class 5	UNE-ENISO-10545-14

DUE TO THE INHERENT CHARACTERISTICS OF CERAMIC, THERE MAY BE VARIATIONS IN COLOR, MOVEMENT AND TEXTURE FROM LOT TO LOT.

For detailed installation instructions, visit akdo.com.

ORIGIN 1/2" X 1/2" LINER CORNER BIRCH WHITE (M) *Ceramic*



PART NUMBER	PROFILE
CR1911-LNCRM0	TRIM
AVAILABILITY	VARIATION
IN STOCK	LOW
DIMENSIONS	GROUT JOINT
	1/16"
THICKNESS	SEALER
3/8"	NOT REQUIRED, GROUT MAY REQUIRE SEALING

ENVIRONMENTS

WALL	FLOOR	INTERIOR	EXTERIOR FREEZE/THAW	STEAM SHOWER	WET AREA	POOL	REPEAT
Yes	No	Yes	No	Yes	Yes	No	No

TECHNICAL DATA

FEATURES	SPECIFICATION	STANDARD
Water absorption	>10%	UNE-ENISO-10545-3
Modulus of rupture and breaking strength	UNI-EN ISO 10545-4 > 12 N/mm2 (≥ 7.5mm) > 15 N/mm2 (< 7.5mm) Compliant	UNE-ENISO-10545-4
Thermal Shock Resistance	UNI-EN ISO 10545-9 Resistant	UNE-ENISO-10545-9
Crazing resistance	UNI-EN ISO 10545-11 Resistant	UNE-ENISO-10545-11
Frost resistance	UNI-EN ISO 10545-12 Resistant	UNE-ENISO-10545-12
Chemical resistance	GA GLA GHA	UNE-ENISO-10545-13
Stain resistance	UNI-EN ISO 10545-14 Class 5	UNE-ENISO-10545-14

DUE TO THE INHERENT CHARACTERISTICS OF CERAMIC, THERE MAY BE VARIATIONS IN COLOR, MOVEMENT AND TEXTURE FROM LOT TO LOT.

For detailed installation instructions, visit akdo.com.

ORIGIN 10 1/2" X 2 1/2" ASH (G) *Ceramic*



PART NUMBER
CR1910-RT10G0

AVAILABILITY
IN STOCK

DIMENSIONS
2.56" x 10.43" = .186 sqft

THICKNESS
3/8

PROFILE
TILES

VARIATION
LOW

GROUT JOINT
1/16"

SEALER
NOT REQUIRED, GROUT MAY REQUIRE SEALING

ENVIRONMENTS

WALL	FLOOR	INTERIOR	EXTERIOR FREEZE/THAW	STEAM SHOWER	WET AREA	POOL	REPEAT
Yes	No	Yes	No	Yes	Yes	No	No

TECHNICAL DATA

FEATURES	SPECIFICATION	STANDARD
Water absorption	>10%	UNE-ENISO-10545-3
Modulus of rupture and breaking strength	UNI-EN ISO 10545-4 > 12 N/mm2 (≥ 7.5mm) > 15 N/mm2 (< 7.5mm) Compliant	UNE-ENISO-10545-4
Thermal Shock Resistance	UNI-EN ISO 10545-9 Resistant	UNE-ENISO-10545-9
Crazing resistance	UNI-EN ISO 10545-11 Resistant	UNE-ENISO-10545-11
Frost resistance	UNI-EN ISO 10545-12 Resistant	UNE-ENISO-10545-12
Chemical resistance	GA GLA GHA	UNE-ENISO-10545-13
Stain resistance	UNI-EN ISO 10545-14 Class 5	UNE-ENISO-10545-14

DUE TO THE INHERENT CHARACTERISTICS OF CERAMIC, THERE MAY BE VARIATIONS IN COLOR, MOVEMENT AND TEXTURE FROM LOT TO LOT.

For detailed installation instructions, visit akdo.com.

ORIGIN 10 1/2" X 2 1/2" ASH (M) *Ceramic*



PART NUMBER
CR1910-RT10M0

AVAILABILITY
IN STOCK

DIMENSIONS
2.56" x 10.43" = .186 sqft

THICKNESS
3/8"

PROFILE
TILES

VARIATION
LOW

GROUT JOINT
1/16"

SEALER
NOT REQUIRED, GROUT MAY REQUIRE SEALING

ENVIRONMENTS

WALL	FLOOR	INTERIOR	EXTERIOR FREEZE/THAW	STEAM SHOWER	WET AREA	POOL	REPEAT
Yes	No	Yes	No	Yes	Yes	No	No

TECHNICAL DATA

FEATURES	SPECIFICATION	STANDARD
Water absorption	>10%	UNE-ENISO-10545-3
Modulus of rupture and breaking strength	UNI-EN ISO 10545-4 > 12 N/mm2 (≥ 7.5mm) > 15 N/mm2 (< 7.5mm) Compliant	UNE-ENISO-10545-4
Thermal Shock Resistance	UNI-EN ISO 10545-9 Resistant	UNE-ENISO-10545-9
Crazing resistance	UNI-EN ISO 10545-11 Resistant	UNE-ENISO-10545-11
Frost resistance	UNI-EN ISO 10545-12 Resistant	UNE-ENISO-10545-12
Chemical resistance	GA GLA GHA	UNE-ENISO-10545-13
Stain resistance	UNI-EN ISO 10545-14 Class 5	UNE-ENISO-10545-14

DUE TO THE INHERENT CHARACTERISTICS OF CERAMIC, THERE MAY BE VARIATIONS IN COLOR, MOVEMENT AND TEXTURE FROM LOT TO LOT.

For detailed installation instructions, visit akdo.com.

ORIGIN 10 1/2" X 1/2" LINER ASH (G) *Ceramic*



PART NUMBER
CR1910-LN10G0

AVAILABILITY
IN STOCK

DIMENSIONS
.5" x 10.5" = .87 lmf

THICKNESS
3/8"

PROFILE
TRIM

VARIATION
LOW

GROUT JOINT
1/16"

SEALER
NOT REQUIRED, GROUT MAY REQUIRE SEALING

ENVIRONMENTS

WALL	FLOOR	INTERIOR	EXTERIOR FREEZE/THAW	STEAM SHOWER	WET AREA	POOL	REPEAT
Yes	No	Yes	No	Yes	Yes	No	No

TECHNICAL DATA

FEATURES	SPECIFICATION	STANDARD
Water absorption	>10%	UNE-ENHSO-10545-3
Modulus of rupture and breaking strength	UNI-EN ISO 10545-4 > 12 N/mm2 (≥ 7.5mm) > 15 N/mm2 (< 7.5mm) Compliant	UNE-ENHSO-10545-4
Thermal Shock Resistance	UNI-EN ISO 10545-9 Resistant	UNE-ENHSO-10545-9
Crazing resistance	UNI-EN ISO 10545-11 Resistant	UNE-ENHSO-10545-11
Frost resistance	UNI-EN ISO 10545-12 Resistant	UNE-ENHSO-10545-12
Chemical resistance	GA GLA GHA	UNE-ENHSO-10545-13
Stain resistance	UNI-EN ISO 10545-14 Class 5	UNE-ENHSO-10545-14

DUE TO THE INHERENT CHARACTERISTICS OF CERAMIC, THERE MAY BE VARIATIONS IN COLOR, MOVEMENT AND TEXTURE FROM LOT TO LOT.

For detailed installation instructions, visit akdo.com.

ORIGIN 1/2" X 1/2" LINER CORNER ASH (G) *Ceramic*



PART NUMBER	PROFILE
CR1910-LNCRGO	TRIM
AVAILABILITY	VARIATION
IN STOCK	LOW
DIMENSIONS	GROUT JOINT
	1/16"
THICKNESS	SEALER
3/8"	NOT REQUIRED, GROUT MAY REQUIRE SEALING

ENVIRONMENTS

WALL	FLOOR	INTERIOR	EXTERIOR FREEZE/THAW	STEAM SHOWER	WET AREA	POOL	REPEAT
Yes	No	Yes	No	Yes	Yes	No	No

TECHNICAL DATA

FEATURES	SPECIFICATION	STANDARD
Water absorption	>10%	UNE-ENISO-10545-3
Modulus of rupture and breaking strength	UNI-EN ISO 10545-4 > 12 N/mm2 (≥ 7.5mm) > 15 N/mm2 (< 7.5mm) Compliant	UNE-ENISO-10545-4
Thermal Shock Resistance	UNI-EN ISO 10545-9 Resistant	UNE-ENISO-10545-9
Crazing resistance	UNI-EN ISO 10545-11 Resistant	UNE-ENISO-10545-11
Frost resistance	UNI-EN ISO 10545-12 Resistant	UNE-ENISO-10545-12
Chemical resistance	GA GLA GHA	UNE-ENISO-10545-13
Stain resistance	UNI-EN ISO 10545-14 Class 5	UNE-ENISO-10545-14

DUE TO THE INHERENT CHARACTERISTICS OF CERAMIC, THERE MAY BE VARIATIONS IN COLOR, MOVEMENT AND TEXTURE FROM LOT TO LOT.

For detailed installation instructions, visit akdo.com.

ORIGIN 10 1/2" X 1/2" LINER ASH (M) *Ceramic*



PART NUMBER
CR1910-LN10M0

AVAILABILITY
IN STOCK

DIMENSIONS
.5" x 10.5" = .87 lmf

THICKNESS
3/8"

PROFILE
TRIM

VARIATION
LOW

GROUT JOINT
1/16"

SEALER
NOT REQUIRED, GROUT MAY REQUIRE SEALING

ENVIRONMENTS

WALL	FLOOR	INTERIOR	EXTERIOR FREEZE/THAW	STEAM SHOWER	WET AREA	POOL	REPEAT
Yes	No	Yes	No	Yes	Yes	No	No

TECHNICAL DATA

FEATURES	SPECIFICATION	STANDARD
Water absorption	>10%	UNE-ENISO-10545-3
Modulus of rupture and breaking strength	UNI-EN ISO 10545-4 > 12 N/mm2 (≠ 7.5mm) > 15 N/mm2 (< 7.5mm) Compliant	UNE-ENISO-10545-4
Thermal Shock Resistance	UNI-EN ISO 10545-9 Resistant	UNE-ENISO-10545-9
Crazing resistance	UNI-EN ISO 10545-11 Resistant	UNE-ENISO-10545-11
Frost resistance	UNI-EN ISO 10545-12 Resistant	UNE-ENISO-10545-12
Chemical resistance	GA GLA GHA	UNE-ENISO-10545-13
Stain resistance	UNI-EN ISO 10545-14 Class 5	UNE-ENISO-10545-14

DUE TO THE INHERENT CHARACTERISTICS OF CERAMIC, THERE MAY BE VARIATIONS IN COLOR, MOVEMENT AND TEXTURE FROM LOT TO LOT.

For detailed installation instructions, visit akdo.com.

ORIGIN 10 1/2" X 2 1/2" MISTY GRAY (G) *Ceramic*



PART NUMBER
CR1914-RT10G0

AVAILABILITY
IN STOCK

DIMENSIONS
2.56" x 10.43" = .186 sqft

THICKNESS
3/8"

PROFILE
TILES

VARIATION
LOW

GROUT JOINT
1/16"

SEALER
NOT REQUIRED, GROUT MAY REQUIRE SEALING

ENVIRONMENTS

WALL	FLOOR	INTERIOR	EXTERIOR FREEZE/THAW	STEAM SHOWER	WET AREA	POOL	REPEAT
Yes	No	Yes	No	Yes	Yes	No	No

TECHNICAL DATA

FEATURES	SPECIFICATION	STANDARD
Water absorption	>10%	UNE-ENHSO-10545-3
Chemical resistance	GA GIA GHA	UNE-ENHSO-10545-13

DUE TO THE INHERENT CHARACTERISTICS OF CERAMIC, THERE MAY BE VARIATIONS IN COLOR, MOVEMENT AND TEXTURE FROM LOT TO LOT.

For detailed installation instructions, visit akdo.com.

ORIGIN 10 1/2" X 2 1/2" MISTY GRAY (M) *Ceramic*



PART NUMBER
CR1914-RT10M0

AVAILABILITY
IN STOCK

DIMENSIONS
2.56" x 10.43" = .186 sqft

THICKNESS
3/8"

PROFILE
TILES

VARIATION
LOW

GROUT JOINT
1/16"

SEALER
NOT REQUIRED, GROUT MAY REQUIRE SEALING

ENVIRONMENTS

WALL	FLOOR	INTERIOR	EXTERIOR FREEZE/THAW	STEAM SHOWER	WET AREA	POOL	REPEAT
Yes	No	Yes	No	Yes	Yes	No	No

TECHNICAL DATA

FEATURES	SPECIFICATION	STANDARD
Water absorption	>10%	UNE-ENHSO-10545-3
Chemical resistance	GA GLA GHA	UNE-ENHSO-10545-13

DUE TO THE INHERENT CHARACTERISTICS OF CERAMIC, THERE MAY BE VARIATIONS IN COLOR, MOVEMENT AND TEXTURE FROM LOT TO LOT.

For detailed installation instructions, visit akdo.com.

ORIGIN 10 1/2" X 1/2" LINER MISTY GRAY (G) *Ceramic*



PART NUMBER
CR1914-LN10G0

AVAILABILITY
IN STOCK

DIMENSIONS
.5" x 10.5" = .87 lmf

THICKNESS
3/8"

PROFILE
TRIM

VARIATION
LOW

GROUT JOINT
1/16"

SEALER
NOT REQUIRED, GROUT MAY REQUIRE SEALING

ENVIRONMENTS

WALL	FLOOR	INTERIOR	EXTERIOR FREEZE/THAW	STEAM SHOWER	WET AREA	POOL	REPEAT
Yes	No	Yes	No	Yes	Yes	No	No

TECHNICAL DATA

FEATURES	SPECIFICATION	STANDARD
Water absorption	>10%	UNE-ENISO-10545-3
Chemical resistance	GA GLA GHA	UNE-ENISO-10545-13

DUE TO THE INHERENT CHARACTERISTICS OF CERAMIC, THERE MAY BE VARIATIONS IN COLOR, MOVEMENT AND TEXTURE FROM LOT TO LOT.

For detailed installation instructions, visit akdo.com.

ORIGIN 1/2" X 1/2" LINER CORNER MISTY GRAY (G) *Ceramic*



PART NUMBER	PROFILE
CR1914-LNCRGO	TRIM
AVAILABILITY	VARIATION
IN STOCK	LOW
DIMENSIONS	GROUT JOINT
	1/16"
THICKNESS	SEALER
3/8"	NOT REQUIRED, GROUT MAY REQUIRE SEALING

ENVIRONMENTS

WALL	FLOOR	INTERIOR	EXTERIOR FREEZE/THAW	STEAM SHOWER	WET AREA	POOL	REPEAT
Yes	No	Yes	No	Yes	Yes	No	No

TECHNICAL DATA

FEATURES	SPECIFICATION	STANDARD
Water absorption	>10%	UNE-ENHSO-10545-3
Chemical resistance	GA GIA GHA	UNE-ENHSO-10545-13

DUE TO THE INHERENT CHARACTERISTICS OF CERAMIC, THERE MAY BE VARIATIONS IN COLOR, MOVEMENT AND TEXTURE FROM LOT TO LOT.

For detailed installation instructions, visit akdo.com.

ORIGIN 10 1/2" X 1/2" LINER MISTY GRAY (M) *Ceramic*



PART NUMBER
CR1914-LN10M0

AVAILABILITY
IN STOCK

DIMENSIONS
.5" x 10.5" = .87 lmf

THICKNESS
3/8"

PROFILE
TRIM

VARIATION
LOW

GROUT JOINT
1/16"

SEALER
NOT REQUIRED, GROUT MAY REQUIRE SEALING

ENVIRONMENTS

WALL	FLOOR	INTERIOR	EXTERIOR FREEZE/THAW	STEAM SHOWER	WET AREA	POOL	REPEAT
Yes	No	Yes	No	Yes	Yes	No	No

TECHNICAL DATA

FEATURES	SPECIFICATION	STANDARD
Water absorption	>10%	UNE-ENISO-10545-3
Chemical resistance	GA GLA GHA	UNE-ENISO-10545-13

DUE TO THE INHERENT CHARACTERISTICS OF CERAMIC, THERE MAY BE VARIATIONS IN COLOR, MOVEMENT AND TEXTURE FROM LOT TO LOT.

For detailed installation instructions, visit akdo.com.

ORIGIN 1/2" X 1/2" LINER CORNER MISTY GRAY (M) *Ceramic*



PART NUMBER
CR1914-LNCRM0

PROFILE
TRIM

AVAILABILITY
IN STOCK

VARIATION
LOW

DIMENSIONS

GROUT JOINT
1/16"

THICKNESS
3/8"

SEALER
NOT REQUIRED, GROUT MAY REQUIRE SEALING

ENVIRONMENTS

WALL	FLOOR	INTERIOR	EXTERIOR FREEZE/THAW	STEAM SHOWER	WET AREA	POOL	REPEAT
Yes	No	Yes	No	Yes	Yes	No	No

TECHNICAL DATA

FEATURES	SPECIFICATION	STANDARD
Water absorption	>10%	UNE-ENISO-10545-3
Chemical resistance	GA GLA GHA	UNE-ENISO-10545-13

DUE TO THE INHERENT CHARACTERISTICS OF CERAMIC, THERE MAY BE VARIATIONS IN COLOR, MOVEMENT AND TEXTURE FROM LOT TO LOT.

For detailed installation instructions, visit akdo.com.

ORIGIN 10 1/2" X 2 1/2" SKY BLUE (G) *Ceramic*



PART NUMBER
CR1915-RT10G0

AVAILABILITY
IN STOCK

DIMENSIONS
2.56" x 10.43" = .186 sqft

THICKNESS
3/8"

PROFILE
TILES

VARIATION
LOW

GROUT JOINT
1/16"

SEALER
NOT REQUIRED, GROUT MAY REQUIRE SEALING

ENVIRONMENTS

WALL	FLOOR	INTERIOR	EXTERIOR FREEZE/THAW	STEAM SHOWER	WET AREA	POOL	REPEAT
Yes	No	Yes	No	Yes	Yes	No	No

TECHNICAL DATA

FEATURES	SPECIFICATION	STANDARD
Water absorption	>10%	UNE-ENISO-10545-3
Chemical resistance	GA GLA GHA	UNE-ENISO-10545-13

DUE TO THE INHERENT CHARACTERISTICS OF CERAMIC, THERE MAY BE VARIATIONS IN COLOR, MOVEMENT AND TEXTURE FROM LOT TO LOT.

For detailed installation instructions, visit akdo.com.

ORIGIN 10 1/2" X 2 1/2" SKY BLUE (M) *Ceramic*



PART NUMBER
CR1915-RT10M0

AVAILABILITY
IN STOCK

DIMENSIONS
2.56" x 10.43" = .186 sqft

THICKNESS
3/8"

PROFILE
TILES

VARIATION
LOW

GROUT JOINT
1/16"

SEALER
NOT REQUIRED, GROUT MAY REQUIRE SEALING

ENVIRONMENTS

WALL	FLOOR	INTERIOR	EXTERIOR FREEZE/THAW	STEAM SHOWER	WET AREA	POOL	REPEAT
Yes	No	Yes	No	Yes	Yes	No	No

TECHNICAL DATA

FEATURES	SPECIFICATION	STANDARD
Water absorption	>10%	UNE-ENISO-10545-3
Chemical resistance	GA GLA GHA	UNE-ENISO-10545-13

DUE TO THE INHERENT CHARACTERISTICS OF CERAMIC, THERE MAY BE VARIATIONS IN COLOR, MOVEMENT AND TEXTURE FROM LOT TO LOT.

For detailed installation instructions, visit akdo.com.

ORIGIN 10 1/2" X 1/2" LINER SKY BLUE (G) *Ceramic*



PART NUMBER
CR1915-LN10G0

AVAILABILITY
IN STOCK

DIMENSIONS
.5" x 10.5" = .87 lnft

THICKNESS
3/8"

PROFILE
TRIM

VARIATION
LOW

GROUT JOINT
1/16"

SEALER
NOT REQUIRED, GROUT MAY REQUIRE SEALING

ENVIRONMENTS

WALL	FLOOR	INTERIOR	EXTERIOR FREEZE/THAW	STEAM SHOWER	WET AREA	POOL	REPEAT
Yes	No	Yes	No	Yes	Yes	No	No

TECHNICAL DATA

FEATURES	SPECIFICATION	STANDARD
Water absorption	>10%	UNE-ENHSO-10545-3
Chemical resistance	GA GIA GHA	UNE-ENHSO-10545-13

DUE TO THE INHERENT CHARACTERISTICS OF CERAMIC, THERE MAY BE VARIATIONS IN COLOR, MOVEMENT AND TEXTURE FROM LOT TO LOT.

For detailed installation instructions, visit akdo.com.

ORIGIN 1/2" X 1/2" LINER CORNER SKY BLUE (G) *Ceramic*



PART NUMBER
CR1915-LNCRGO

AVAILABILITY
IN STOCK

DIMENSIONS

THICKNESS
3/8"

PROFILE
TRIM

VARIATION
LOW

GROUT JOINT
1/16"

SEALER
NOT REQUIRED, GROUT MAY REQUIRE SEALING

ENVIRONMENTS

WALL	FLOOR	INTERIOR	EXTERIOR FREEZE/THAW	STEAM SHOWER	WET AREA	POOL	REPEAT
Yes	No	Yes	No	Yes	Yes	No	No

TECHNICAL DATA

FEATURES	SPECIFICATION	STANDARD
Water absorption	>10%	UNE-ENISO-10545-3
Chemical resistance	GA GIA GHA	UNE-ENISO-10545-13

DUE TO THE INHERENT CHARACTERISTICS OF CERAMIC, THERE MAY BE VARIATIONS IN COLOR, MOVEMENT AND TEXTURE FROM LOT TO LOT.

For detailed installation instructions, visit akdo.com.

ORIGIN 10 1/2" X 1/2" LINER SKY BLUE (M) *Ceramic*



PART NUMBER
CR1915-LN10M0

AVAILABILITY
IN STOCK

DIMENSIONS
.5" x 10.5" = .87 lmf

THICKNESS
3/8"

PROFILE
TRIM

VARIATION
LOW

GROUT JOINT
1/16"

SEALER
NOT REQUIRED, GROUT MAY REQUIRE SEALING

ENVIRONMENTS

WALL	FLOOR	INTERIOR	EXTERIOR FREEZE/THAW	STEAM SHOWER	WET AREA	POOL	REPEAT
Yes	No	Yes	No	Yes	Yes	No	No

TECHNICAL DATA

FEATURES	SPECIFICATION	STANDARD
Water absorption	>10%	UNE-ENISO-10545-3
Chemical resistance	GA GLA GHA	UNE-ENISO-10545-13

DUE TO THE INHERENT CHARACTERISTICS OF CERAMIC, THERE MAY BE VARIATIONS IN COLOR, MOVEMENT AND TEXTURE FROM LOT TO LOT.

For detailed installation instructions, visit akdo.com.

ORIGIN 1/2" X 1/2" LINER CORNER SKY BLUE (M) *Ceramic*



PART NUMBER
CR1915-LNCRM0

AVAILABILITY
IN STOCK

DIMENSIONS

THICKNESS
3/8"

PROFILE
TRIM

VARIATION
LOW

GROUT JOINT
1/16"

SEALER
NOT REQUIRED, GROUT MAY REQUIRE SEALING

ENVIRONMENTS

WALL	FLOOR	INTERIOR	EXTERIOR FREEZE/THAW	STEAM SHOWER	WET AREA	POOL	REPEAT
Yes	No	Yes	No	Yes	Yes	No	No

TECHNICAL DATA

FEATURES	SPECIFICATION	STANDARD
Water absorption	>10%	UNE-ENHSO-10545-3
Chemical resistance	GA GLA GHA	UNE-ENHSO-10545-13

DUE TO THE INHERENT CHARACTERISTICS OF CERAMIC, THERE MAY BE VARIATIONS IN COLOR, MOVEMENT AND TEXTURE FROM LOT TO LOT.

For detailed installation instructions, visit akdo.com.

ORIGIN 10 1/2" X 2 1/2" MARITIME (G) *Ceramic*



PART NUMBER
CR2500-RT10G0

PROFILE
TILE

AVAILABILITY
IN STOCK

GROUT JOINT
1/16"

DIMENSIONS
2.56" x 10.43" = .186 sqft

THICKNESS
3/8"

ORIGIN
Spain

NOTES

Due to the inherent characteristics of ceramic, there may be variations in color, movement and texture from lot to lot.

APPLICATION AREA

WALL	FLOOR	EXTERIOR	STEAM SHOWER	WET AREA	POOL	BACKSPLASH	FIREPLACE SURROUND	INTERIOR
Yes	No	No	Yes	Yes	No	Yes	Yes	Yes

The performance of surface covering products often depends on installation, environmental, and usage factors unique to each project. AKDO is not responsible for any effects that may be caused to products due to installation, wear from use, or exposure to environmental factors including but not limited to: hard water, chemicals, heat, flame, smoke, dirt or other substances. It is your responsibility to assess the project to determine if the product you are selecting is appropriate considering the unique characteristics of your installation, and to apply appropriate, high quality sealers when necessary. Please consult your installer for more information.

TECHNICAL DATA

FEATURES & STANDARD	SPECIFICATION	FEATURES & STANDARD	SPECIFICATION
Bond Strength - EN 14411	> 1 N/mm ²	Breaking Strength - ISO 10545-4	Compliant
Coefficient of Thermal Linear Expansion - ISO 10545-8	< 7*10 ⁻⁶ 1/°C	Crazing Resistance - ISO 10545-11	Resistant
Bending Resistance - ISO 10545-4	Compliant	Reaction to Fire - EN 14411	A1
Regularity of Length & Width - ISO 10545-2	Compliant	Regularity of Rectangularity - ISO 10545-2	Compliant
Regularity of Straightness of Sides - ISO 10545-2	Compliant	Resistance to Household Chemicals - ISO 10545-13	GA
Resistance to Swimming Pool Salts - ISO 10545-13	GA	Surface Flatness - ISO 10545-2	Compliant
Water Absorption - ISO 10545-3	Compliant		

ORIGIN 10 1/2" X 2 1/2" MARITIME (M) *Ceramic*



PART NUMBER
CR2500-RT10M0

PROFILE
TILE

AVAILABILITY
IN STOCK

GROUT JOINT
1/16"

DIMENSIONS
2.56" x 10.43" = .186 sqft

THICKNESS
3/8"

ORIGIN
Spain

NOTES

Due to the inherent characteristics of ceramic, there may be variations in color, movement and texture from lot to lot.

APPLICATION AREA

WALL	FLOOR	EXTERIOR	STEAM SHOWER	WET AREA	POOL	BACKSPLASH	FIREPLACE SURROUND	INTERIOR
Yes	No	No	Yes	Yes	No	Yes	Yes	Yes

The performance of surface covering products often depends on installation, environmental, and usage factors unique to each project. AKDO is not responsible for any effects that may be caused to products due to installation, wear from use, or exposure to environmental factors including but not limited to: hard water, chemicals, heat, flame, smoke, dirt or other substances. It is your responsibility to assess the project to determine if the product you are selecting is appropriate considering the unique characteristics of your installation, and to apply appropriate, high quality sealers when necessary. Please consult your installer for more information.

TECHNICAL DATA

FEATURES & STANDARD	SPECIFICATION	FEATURES & STANDARD	SPECIFICATION
Bond Strength - EN 14411	> 1 N/mm ²	Breaking Strength - ISO 10545-4	Compliant
Coefficient of Thermal Linear Expansion - ISO 10545-8	< 7*10 ⁻⁶ 1/C-1	Crazing Resistance - ISO 10545-11	Resistant
Bending Resistance - ISO 10545-4	Compliant	Reaction to Fire - EN 14411	A1
Regularity of Length & Width - ISO 10545-2	Compliant	Regularity of Rectangularity - ISO 10545-2	Compliant
Regularity of Straightness of Sides - ISO 10545-2	Compliant	Resistance to Household Chemicals - ISO 10545-13	GA
Resistance to Swimming Pool Salts - ISO 10545-13	GA	Surface Flatness - ISO 10545-2	Compliant
Water Absorption - ISO 10545-3	Compliant		

ORIGIN 10 1/2" X 1/2" LINER MARITIME (G) *Ceramic*



PART NUMBER	PROFILE	AVAILABILITY
CR2500-LN10G0	TRIM	IN STOCK

GROUT JOINT	DIMENSIONS	THICKNESS
1/16"	.52" x 10.43" = .875 lmf	3/8"

ORIGIN
Spain

NOTES

Due to the inherent characteristics of ceramic, there may be variations in color, movement and texture from lot to lot.

APPLICATION AREA

WALL	FLOOR	EXTERIOR	STEAM SHOWER	WET AREA	POOL	BACKSPLASH	FIREPLACE SURROUND	INTERIOR
Yes	No	No	Yes	Yes	No	Yes	Yes	Yes

The performance of surface covering products often depends on installation, environmental, and usage factors unique to each project. AKDO is not responsible for any effects that may be caused to products due to installation, wear from use, or exposure to environmental factors including but not limited to: hard water, chemicals, heat, flame, smoke, dirt or other substances. It is your responsibility to assess the project to determine if the product you are selecting is appropriate considering the unique characteristics of your installation, and to apply appropriate, high quality sealers when necessary. Please consult your installer for more information.

TECHNICAL DATA

FEATURES & STANDARD	SPECIFICATION	FEATURES & STANDARD	SPECIFICATION
Bond Strength - EN 14411	> 1 N/mm ²	Breaking Strength - ISO 10545-4	Compliant
Coefficient of Thermal Linear Expansion - ISO 10545-8	< 7*10 ⁻⁶ 1/°C	Crazing Resistance - ISO 10545-11	Resistant
Bending Resistance - ISO 10545-4	Compliant	Reaction to Fire - EN 14411	A1
Regularity of Length & Width - ISO 10545-2	Compliant	Regularity of Rectangularity - ISO 10545-2	Compliant
Regularity of Straightness of Sides - ISO 10545-2	Compliant	Resistance to Household Chemicals - ISO 10545-13	GA
Resistance to Swimming Pool Salts - ISO 10545-13	GA	Surface Flatness - ISO 10545-2	Compliant
Water Absorption - ISO 10545-3	Compliant		

ORIGIN 10 1/2" X1/2" LINER CORNER MARITIME (G) *Ceramic*



PART NUMBER	PROFILE	AVAILABILITY
CR2500-LNCRG0	TRIM	IN STOCK
GROUT JOINT	THICKNESS	ORIGIN
1/16"	3/8"	Spain

NOTES

Due to the inherent characteristics of ceramic, there may be variations in color, movement and texture from lot to lot.

APPLICATION AREA

WALL	FLOOR	EXTERIOR	STEAM SHOWER	WET AREA	POOL	BACKSPLASH	FIREPLACE SURROUND	INTERIOR
Yes	No	No	Yes	Yes	No	Yes	Yes	Yes

The performance of surface covering products often depends on installation, environmental, and usage factors unique to each project. AKDO is not responsible for any effects that may be caused to products due to installation, wear from use, or exposure to environmental factors including but not limited to: hard water, chemicals, heat, flame, smoke, dirt or other substances. It is your responsibility to assess the project to determine if the product you are selecting is appropriate considering the unique characteristics of your installation, and to apply appropriate, high quality sealers when necessary. Please consult your installer for more information.

TECHNICAL DATA

FEATURES & STANDARD	SPECIFICATION	FEATURES & STANDARD	SPECIFICATION
Bond Strength - EN 14411	> 1 N/mm ²	Breaking Strength - ISO 10545-4	Compliant
Coefficient of Thermal Linear Expansion - ISO 10545-8	< 7*10 ⁻⁶ ¼C-1	Crazing Resistance - ISO 10545-11	Resistant
Bending Resistance - ISO 10545-4	Compliant	Reaction to Fire - EN 14411	A1
Regularity of Length & Width - ISO 10545-2	Compliant	Regularity of Rectangularity - ISO 10545-2	Compliant
Regularity of Straightness of Sides - ISO 10545-2	Compliant	Resistance to Household Chemicals - ISO 10545-13	GA
Resistance to Swimming Pool Salts - ISO 10545-13	GA	Surface Flatness - ISO 10545-2	Compliant
Water Absorption - ISO 10545-3	Compliant		

ORIGIN 10 1/2" X 1/2" LINER MARITIME (M) *Ceramic*



PART NUMBER	PROFILE	AVAILABILITY
CR2500-LN10M0	TRIM	IN STOCK
GROUT JOINT	DIMENSIONS	THICKNESS
1/16"	.52" x 10.43" = .875 lmf	3/8"
ORIGIN		
Spain		

NOTES

Due to the inherent characteristics of ceramic, there may be variations in color, movement and texture from lot to lot.

APPLICATION AREA

WALL	FLOOR	EXTERIOR	STEAM SHOWER	WET AREA	POOL	BACKSPLASH	FIREPLACE SURROUND	INTERIOR
Yes	No	No	Yes	Yes	No	Yes	Yes	Yes

The performance of surface covering products often depends on installation, environmental, and usage factors unique to each project. AKDO is not responsible for any effects that may be caused to products due to installation, wear from use, or exposure to environmental factors including but not limited to: hard water, chemicals, heat, flame, smoke, dirt or other substances. It is your responsibility to assess the project to determine if the product you are selecting is appropriate considering the unique characteristics of your installation, and to apply appropriate, high quality sealers when necessary. Please consult your installer for more information.

TECHNICAL DATA

FEATURES & STANDARD	SPECIFICATION	FEATURES & STANDARD	SPECIFICATION
Bond Strength - EN 14411	> 1 N/mm ²	Breaking Strength - ISO 10545-4	Compliant
Coefficient of Thermal Linear Expansion - ISO 10545-8	< 7*10 ⁻⁶ 1/C-1	Crazing Resistance - ISO 10545-11	Resistant
Bending Resistance - ISO 10545-4	Compliant	Reaction to Fire - EN 14411	A1
Regularity of Length & Width - ISO 10545-2	Compliant	Regularity of Rectangularity - ISO 10545-2	Compliant
Regularity of Straightness of Sides - ISO 10545-2	Compliant	Resistance to Household Chemicals - ISO 10545-13	GA
Resistance to Swimming Pool Salts - ISO 10545-13	GA	Surface Flatness - ISO 10545-2	Compliant
Water Absorption - ISO 10545-3	Compliant		

ORIGIN 10 1/2" X 2 1/2" MUSHROOM (G) *Ceramic*



PART NUMBER	PROFILE	AVAILABILITY
CR2501-RT10G0	TILE	IN STOCK
GROUT JOINT	DIMENSIONS	THICKNESS
1/16"	2.56" x 10.43" = .186 sqft	3/8"
ORIGIN		
Spain		

NOTES

Due to the inherent characteristics of ceramic, there may be variations in color, movement and texture from lot to lot.

APPLICATION AREA

WALL	FLOOR	EXTERIOR	STEAM SHOWER	WET AREA	POOL	BACKSPLASH	FIREPLACE SURROUND	INTERIOR
Yes	No	No	Yes	Yes	No	Yes	Yes	Yes

The performance of surface covering products often depends on installation, environmental, and usage factors unique to each project. AKDO is not responsible for any effects that may be caused to products due to installation, wear from use, or exposure to environmental factors including but not limited to: hard water, chemicals, heat, flame, smoke, dirt or other substances. It is your responsibility to assess the project to determine if the product you are selecting is appropriate considering the unique characteristics of your installation, and to apply appropriate, high quality sealers when necessary. Please consult your installer for more information.

TECHNICAL DATA

FEATURES & STANDARD	SPECIFICATION	FEATURES & STANDARD	SPECIFICATION
Bond Strength - EN 14411	> 1 N/mm ²	Breaking Strength - ISO 10545-4	Compliant
Coefficient of Thermal Linear Expansion - ISO 10545-8	< 7*10 ⁻⁶ 1/C-1	Crazing Resistance - ISO 10545-11	Resistant
Bending Resistance - ISO 10545-4	Compliant	Reaction to Fire - EN 14411	A1
Regularity of Length & Width - ISO 10545-2	Compliant	Regularity of Rectangularity - ISO 10545-2	Compliant
Regularity of Straightness of Sides - ISO 10545-2	Compliant	Resistance to Household Chemicals - ISO 10545-13	GA
Resistance to Swimming Pool Salts - ISO 10545-13	GA	Surface Flatness - ISO 10545-2	Compliant
Water Absorption - ISO 10545-3	Compliant		

ORIGIN 10 1/2" X 1/2" LINER MUSHROOM (G) *Ceramic*



PART NUMBER	PROFILE	AVAILABILITY
CR2501-LN10G0	TRIM	IN STOCK
GROUT JOINT	DIMENSIONS	THICKNESS
1/16"	.52" x 10.43" = .875 lmf	3/8"
ORIGIN		
Spain		

NOTES

Due to the inherent characteristics of ceramic, there may be variations in color, movement and texture from lot to lot.

APPLICATION AREA

WALL	FLOOR	EXTERIOR	STEAM SHOWER	WET AREA	POOL	BACKSPLASH	FIREPLACE SURROUND	INTERIOR
Yes	No	No	Yes	Yes	No	Yes	Yes	Yes

The performance of surface covering products often depends on installation, environmental, and usage factors unique to each project. AKDO is not responsible for any effects that may be caused to products due to installation, wear from use, or exposure to environmental factors including but not limited to: hard water, chemicals, heat, flame, smoke, dirt or other substances. It is your responsibility to assess the project to determine if the product you are selecting is appropriate considering the unique characteristics of your installation, and to apply appropriate, high quality sealers when necessary. Please consult your installer for more information.

TECHNICAL DATA

FEATURES & STANDARD	SPECIFICATION	FEATURES & STANDARD	SPECIFICATION
Bond Strength - EN 14411	> 1 N/mm ²	Breaking Strength - ISO 10545-4	Compliant
Coefficient of Thermal Linear Expansion - ISO 10545-8	< 7*10 ⁻⁶ 1/C-1	Crazing Resistance - ISO 10545-11	Resistant
Bending Resistance - ISO 10545-4	Compliant	Reaction to Fire - EN 14411	A1
Regularity of Length & Width - ISO 10545-2	Compliant	Regularity of Rectangularity - ISO 10545-2	Compliant
Regularity of Straightness of Sides - ISO 10545-2	Compliant	Resistance to Household Chemicals - ISO 10545-13	GA
Resistance to Swimming Pool Salts - ISO 10545-13	GA	Surface Flatness - ISO 10545-2	Compliant
Water Absorption - ISO 10545-3	Compliant		

ORIGIN 10 1/2" X 1/2" LINER CORNER MUSHROOM (M) *Ceramic*



PART NUMBER	PROFILE	AVAILABILITY
CR2501-LNCRM0	TRIM	IN STOCK
GROUT JOINT	THICKNESS	ORIGIN
1/16"	3/8"	Spain

NOTES

Due to the inherent characteristics of ceramic, there may be variations in color, movement and texture from lot to lot.

APPLICATION AREA

WALL	FLOOR	EXTERIOR	STEAM SHOWER	WET AREA	POOL	BACKSPLASH	FIREPLACE SURROUND	INTERIOR
Yes	No	No	Yes	Yes	No	Yes	Yes	Yes

The performance of surface covering products often depends on installation, environmental, and usage factors unique to each project. AKDO is not responsible for any effects that may be caused to products due to installation, wear from use, or exposure to environmental factors including but not limited to: hard water, chemicals, heat, flame, smoke, dirt or other substances. It is your responsibility to assess the project to determine if the product you are selecting is appropriate considering the unique characteristics of your installation, and to apply appropriate, high quality sealers when necessary. Please consult your installer for more information.

TECHNICAL DATA

FEATURES & STANDARD	SPECIFICATION	FEATURES & STANDARD	SPECIFICATION
Bond Strength - EN 14411	> 1 N/mm ²	Breaking Strength - ISO 10545-4	Compliant
Coefficient of Thermal Linear Expansion - ISO 10545-8	< 7* 10 ⁻⁶ ¼C-1	Crazing Resistance - ISO 10545-11	Resistant
Bending Resistance - ISO 10545-4	Compliant	Reaction to Fire - EN 14411	A1
Regularity of Length & Width - ISO 10545-2	Compliant	Regularity of Rectangularity - ISO 10545-2	Compliant
Regularity of Straightness of Sides - ISO 10545-2	Compliant	Resistance to Household Chemicals - ISO 10545-13	GA
Resistance to Swimming Pool Salts - ISO 10545-13	GA	Surface Flatness - ISO 10545-2	Compliant
Water Absorption - ISO 10545-3	Compliant		

ORIGIN 10 1/2" X 1/2" LINER MUSHROOM (M) *Ceramic*



PART NUMBER
CR2501-LN10M0

PROFILE
TRIM

AVAILABILITY
IN STOCK

GROUT JOINT
1/16"

DIMENSIONS
.52" x 10.43" = .875 lmf

THICKNESS
3/8"

ORIGIN
Spain

NOTES

Due to the inherent characteristics of ceramic, there may be variations in color, movement and texture from lot to lot.

APPLICATION AREA

WALL	FLOOR	EXTERIOR	STEAM SHOWER	WET AREA	POOL	BACKSPLASH	FIREPLACE SURROUND	INTERIOR
Yes	No	No	Yes	Yes	No	Yes	Yes	Yes

The performance of surface covering products often depends on installation, environmental, and usage factors unique to each project. AKDO is not responsible for any effects that may be caused to products due to installation, wear from use, or exposure to environmental factors including but not limited to: hard water, chemicals, heat, flame, smoke, dirt or other substances. It is your responsibility to assess the project to determine if the product you are selecting is appropriate considering the unique characteristics of your installation, and to apply appropriate, high quality sealers when necessary. Please consult your installer for more information.

TECHNICAL DATA

FEATURES & STANDARD	SPECIFICATION	FEATURES & STANDARD	SPECIFICATION
Bond Strength - EN 14411	> 1 N/mm ²	Breaking Strength - ISO 10545-4	Compliant
Coefficient of Thermal Linear Expansion - ISO 10545-8	< 7*10 ⁻⁶ 1/C-1	Crazing Resistance - ISO 10545-11	Resistant
Bending Resistance - ISO 10545-4	Compliant	Reaction to Fire - EN 14411	A1
Regularity of Length & Width - ISO 10545-2	Compliant	Regularity of Rectangularity - ISO 10545-2	Compliant
Regularity of Straightness of Sides - ISO 10545-2	Compliant	Resistance to Household Chemicals - ISO 10545-13	GA
Resistance to Swimming Pool Salts - ISO 10545-13	GA	Surface Flatness - ISO 10545-2	Compliant
Water Absorption - ISO 10545-3	Compliant		

ORIGIN 10 1/2" X 2 1/2" CYPRESS (G) *Ceramic*



PART NUMBER
CR2505-RT10G0

PROFILE
TILE

AVAILABILITY
IN STOCK

GROUT JOINT
1/16"

DIMENSIONS
2.56" x 10.43" = .186 sqft

THICKNESS
3/8"

ORIGIN
Spain

NOTES

Due to the inherent characteristics of ceramic, there may be variations in color, movement and texture from lot to lot.

APPLICATION AREA


EXTERIOR	POOL	BACKSPLASH	FIREPLACE SURROUND	COUNTERTOP	INTERIOR	SHOWER
No	No	Yes	Yes	No	Wall Only	Wall Only, Including Steam

The performance of surface covering products often depends on installation, environmental, and usage factors unique to each project. AKDO is not responsible for any effects that may be caused to products due to installation, wear from use, or exposure to environmental factors including but not limited to: hard water, chemicals, heat, flame, smoke, dirt or other substances. It is your responsibility to assess the project to determine if the product you are selecting is appropriate considering the unique characteristics of your installation, and to apply appropriate, high quality sealers when necessary. Please consult your installer for more information.

TECHNICAL DATA

FEATURES & STANDARD	SPECIFICATION	FEATURES & STANDARD	SPECIFICATION
Bond Strength - EN 14411	> 1 N/mm ²	Breaking Strength - ISO 10545-4	Compliant
Coefficient of Thermal Linear Expansion - ISO 10545-8	< 7*10 ⁻⁶ 1/C-1	Crazing Resistance - ISO 10545-11	Resistant
Bending Resistance - ISO 10545-4	Compliant	Reaction to Fire - EN 14411	A1
Regularity of Length & Width - ISO 10545-2	Compliant	Regularity of Rectangularity - ISO 10545-2	Compliant
Regularity of Straightness of Sides - ISO 10545-2	Compliant	Resistance to Household Chemicals - ISO 10545-13	GA
Resistance to Swimming Pool Salts - ISO 10545-13	GA	Surface Flatness - ISO 10545-2	Compliant
Water Absorption - ISO 10545-3	Compliant		

ORIGIN 10 1/2" X 1/2" LINER CYPRESS (G) *Ceramic*

	PART NUMBER	PROFILE	AVAILABILITY
	CR2505-LN10G0	TRIM	IN STOCK
	GROUT JOINT	DIMENSIONS	THICKNESS
	1/16"	.52" X 10.43" = .875 LNFT	3/8"
ORIGIN			
Spain			

NOTES

Due to the inherent characteristics of ceramic, there may be variations in color, movement and texture from lot to lot.

APPLICATION AREA

EXTERIOR	POOL	BACKSPLASH	FIREPLACE SURROUND	COUNTERTOP	INTERIOR	SHOWER
No	No	Yes	Yes	No	Wall Only	Wall Only, Including Steam

The performance of surface covering products often depends on installation, environmental, and usage factors unique to each project. AKDO is not responsible for any effects that may be caused to products due to installation, wear from use, or exposure to environmental factors including but not limited to: hard water, chemicals, heat, flame, smoke, dirt or other substances. It is your responsibility to assess the project to determine if the product you are selecting is appropriate considering the unique characteristics of your installation, and to apply appropriate, high quality sealers when necessary. Please consult your installer for more information.

TECHNICAL DATA

FEATURES & STANDARD	SPECIFICATION	FEATURES & STANDARD	SPECIFICATION
Bond Strength - EN 14411	> 1 N/mm ²	Breaking Strength - ISO 10545-4	Compliant
Coefficient of Thermal Linear Expansion - ISO 10545-8	< 7*10 ⁻⁶ 1/C-1	Crazing Resistance - ISO 10545-11	Resistant
Bending Resistance - ISO 10545-4	Compliant	Reaction to Fire - EN 14411	A1
Regularity of Length & Width - ISO 10545-2	Compliant	Regularity of Rectangularity - ISO 10545-2	Compliant
Regularity of Straightness of Sides - ISO 10545-2	Compliant	Resistance to Household Chemicals - ISO 10545-13	GA
Resistance to Swimming Pool Salts - ISO 10545-13	GA	Surface Flatness - ISO 10545-2	Compliant
Water Absorption - ISO 10545-3	Compliant		

ORIGIN 10 1/2" X 2 1/2" HYDRANGEA (G) *Ceramic*



PART NUMBER	PROFILE	AVAILABILITY
CR2504-RT10G0	TILE	IN STOCK
GROUT JOINT	DIMENSIONS	THICKNESS
1/16"	2.56" x 10.43" = .186 sqft	3/8"
ORIGIN		
Spain		

NOTES

Due to the inherent characteristics of ceramic, there may be variations in color, movement and texture from lot to lot.

APPLICATION AREA

EXTERIOR	POOL	BACKSPLASH	FIREPLACE SURROUND	COUNTERTOP	INTERIOR	SHOWER
No	No	Yes	Yes	No	Wall Only	Wall Only, Including Steam

The performance of surface covering products often depends on installation, environmental, and usage factors unique to each project. AKDO is not responsible for any effects that may be caused to products due to installation, wear from use, or exposure to environmental factors including but not limited to: hard water, chemicals, heat, flame, smoke, dirt or other substances. It is your responsibility to assess the project to determine if the product you are selecting is appropriate considering the unique characteristics of your installation, and to apply appropriate, high quality sealers when necessary. Please consult your installer for more information.

TECHNICAL DATA

FEATURES & STANDARD	SPECIFICATION	FEATURES & STANDARD	SPECIFICATION
Bond Strength - EN 14411	> 1 N/mm ²	Breaking Strength - ISO 10545-4	Compliant
Coefficient of Thermal Linear Expansion - ISO 10545-8	< 7*10 ⁻⁶ ¼C ⁻¹	Crazing Resistance - ISO 10545-11	Resistant
Bending Resistance - ISO 10545-4	Compliant	Reaction to Fire - N/A	A1
Reaction to Fire - EN 13501-1	Compliant	Reaction to Fire - EN 14411	Compliant
Regularity of Length & Width - ISO 10545-2	Compliant	Resistance to Household Chemicals - ISO 10545-13	GA
Resistance to Swimming Pool Salts - ISO 10545-13	GA	Surface Flatness - ISO 10545-2	Compliant
Water Absorption - ISO 10545-3	Compliant		

ORIGIN 10 1/2" X 1/2" LINER HYDRANGEA (G) *Ceramic*



PART NUMBER	PROFILE	AVAILABILITY
CR2504-LN10G0	TRIM	IN STOCK
GROUT JOINT	THICKNESS	ORIGIN
1/16"	3/8"	Spain

NOTES

Due to the inherent characteristics of ceramic, there may be variations in color, movement and texture from lot to lot.

APPLICATION AREA

EXTERIOR	POOL	BACKSPLASH	FIREPLACE SURROUND	COUNTERTOP	INTERIOR	SHOWER
No	No	Yes	Yes	No	Wall Only	Wall Only, Including Steam

The performance of surface covering products often depends on installation, environmental, and usage factors unique to each project. AKDO is not responsible for any effects that may be caused to products due to installation, wear from use, or exposure to environmental factors including but not limited to: hard water, chemicals, heat, flame, smoke, dirt or other substances. It is your responsibility to assess the project to determine if the product you are selecting is appropriate considering the unique characteristics of your installation, and to apply appropriate, high quality sealers when necessary. Please consult your installer for more information.

TECHNICAL DATA

FEATURES & STANDARD	SPECIFICATION	FEATURES & STANDARD	SPECIFICATION
Bond Strength - EN 14411	> 1 N/mm ²	Breaking Strength - ISO 10545-4	Compliant
Coefficient of Thermal Linear Expansion - ISO 10545-8	< 7*10 ⁻⁶ ¼C ⁻¹	Crazing Resistance - ISO 10545-11	Resistant
Bending Resistance - ISO 10545-4	Compliant	Reaction to Fire - N/A	A1
Reaction to Fire - EN 13501-1	Compliant	Reaction to Fire - EN 14411	Compliant
Regularity of Length & Width - ISO 10545-2	Compliant	Resistance to Household Chemicals - ISO 10545-13	GA
Resistance to Swimming Pool Salts - ISO 10545-13	GA	Surface Flatness - ISO 10545-2	Compliant
Water Absorption - ISO 10545-3	Compliant		

ORIGIN 10 1/2" X 2 1/2" BLACK (M) *Ceramic*



PART NUMBER
CR1912-RT10M0

AVAILABILITY
IN STOCK

DIMENSIONS
2.56" x 10.43" = .186 sqft

THICKNESS
3/8"

PROFILE
TILES

VARIATION
LOW

GROUT JOINT
1/16"

SEALER
NOT REQUIRED, GROUT MAY REQUIRE SEALING

ENVIRONMENTS

WALL	FLOOR	INTERIOR	EXTERIOR FREEZE/THAW	STEAM SHOWER	WET AREA	POOL	REPEAT
Yes	No	Yes	No	Yes	Yes	No	No

TECHNICAL DATA

FEATURES	SPECIFICATION	STANDARD
Water absorption	>10%	UNE-ENISO-10545-3
Modulus of rupture and breaking strength	UNI-EN ISO 10545-4 > 12 N/mm2 (≥ 7.5mm) > 15 N/mm2 (< 7.5mm) Compliant	UNE-ENISO-10545-4
Thermal Shock Resistance	UNI-EN ISO 10545-9 Resistant	UNE-ENISO-10545-9
Crazing resistance	UNI-EN ISO 10545-11 Resistant	UNE-ENISO-10545-11
Frost resistance	UNI-EN ISO 10545-12 Resistant	UNE-ENISO-10545-12
Chemical resistance	GA GLA GHA	UNE-ENISO-10545-13
Stain resistance	UNI-EN ISO 10545-14 Class 5	UNE-ENISO-10545-14

DUE TO THE INHERENT CHARACTERISTICS OF CERAMIC, THERE MAY BE VARIATIONS IN COLOR, MOVEMENT AND TEXTURE FROM LOT TO LOT.

For detailed installation instructions, visit akdo.com.

ORIGIN 10 1/2" X 1/2" LINER BLACK (M) *Ceramic*



PART NUMBER
CR1912-LN10M0

PROFILE
TRIM

AVAILABILITY
IN STOCK

VARIATION
LOW

DIMENSIONS
.52" x 10.38" = .037

GROUT JOINT
1/16"

THICKNESS
3/8"

SEALER
NOT REQUIRED, GROUT MAY REQUIRE SEALING

ENVIRONMENTS

WALL	FLOOR	INTERIOR	EXTERIOR FREEZE/THAW	STEAM SHOWER	WET AREA	POOL	REPEAT
Yes	No	Yes	No	Yes	Yes	No	No

TECHNICAL DATA

FEATURES	SPECIFICATION	STANDARD
Water absorption	>10%	UNE-ENHSO-10545-3
Modulus of rupture and breaking strength	UNI-EN ISO 10545-4 > 12 N/mm ² (≧ 7.5mm) > 15 N/mm ² (< 7.5mm) Compliant	UNE-ENHSO-10545-4
Thermal Shock Resistance	UNI-EN ISO 10545-9 Resistant	UNE-ENHSO-10545-9
Crazing resistance	UNI-EN ISO 10545-11 Resistant	UNE-ENHSO-10545-11
Frost resistance	UNI-EN ISO 10545-12 Resistant	UNE-ENHSO-10545-12
Chemical resistance	GA GLA GHA	UNE-ENHSO-10545-13
Stain resistance	UNI-EN ISO 10545-14 Class 5	UNE-ENHSO-10545-14

DUE TO THE INHERENT CHARACTERISTICS OF CERAMIC, THERE MAY BE VARIATIONS IN COLOR, MOVEMENT AND TEXTURE FROM LOT TO LOT.

For detailed installation instructions, visit akdo.com.

ORIGIN 1/2" X 1/2" LINER CORNER BLACK (M) *Ceramic*



PART NUMBER	PROFILE
CR1912-LNCRM0	TRIM
AVAILABILITY	VARIATION
IN STOCK	LOW
DIMENSIONS	GROUT JOINT
	1/16"
THICKNESS	SEALER
3/8"	NOT REQUIRED, GROUT MAY REQUIRE SEALING

ENVIRONMENTS

WALL	FLOOR	INTERIOR	EXTERIOR FREEZE/THAW	STEAM SHOWER	WET AREA	POOL	REPEAT
Yes	No	Yes	No	Yes	Yes	No	No

TECHNICAL DATA

FEATURES	SPECIFICATION	STANDARD
Water absorption	>10%	UNE-ENISO-10545-3
Modulus of rupture and breaking strength	UNI-EN ISO 10545-4 > 12 N/mm2 (≥ 7.5mm) > 15 N/mm2 (< 7.5mm) Compliant	UNE-ENISO-10545-4
Thermal Shock Resistance	UNI-EN ISO 10545-9 Resistant	UNE-ENISO-10545-9
Crazing resistance	UNI-EN ISO 10545-11 Resistant	UNE-ENISO-10545-11
Frost resistance	UNI-EN ISO 10545-12 Resistant	UNE-ENISO-10545-12
Chemical resistance	GA GLA GHA	UNE-ENISO-10545-13
Stain resistance	UNI-EN ISO 10545-14 Class 5	UNE-ENISO-10545-14

DUE TO THE INHERENT CHARACTERISTICS OF CERAMIC, THERE MAY BE VARIATIONS IN COLOR, MOVEMENT AND TEXTURE FROM LOT TO LOT.

For detailed installation instructions, visit akdo.com.

APPROPRIATE AREAS OF USE

- Wall use only
- Interiors only
- Wet areas - showers, steam shower
- Fireplace surrounds
- Backsplash

SURFACE PREPARATION

Substrate Preparation

Appropriate substrates: concrete, masonry, existing well bonded ceramic tile, proper tiling underlayment over wood or steel framed construction.

General Substrate Requirements

All substrates must be flat, smooth and free of all surface contaminants that could act as a bond breaker. Overly absorbent as well as non-absorbent substrates require priming prior to installation. A surface flatness of 1/4" in 10' is required for all tile and stone installations per TCNA installation guidelines. Large-Format Tiles: Any tile larger than 15" in any facial dimension requires a surface flatness of 1/8" in 10' and no more than 1/16" variation in any 24" span.

Crack Isolation

All existing substrates cracks as well as any area susceptible to future surface cracking requires the installation of a crack isolation membrane meeting ANSI 118.12.

Wet Areas Guideline

Wet Areas require the installation of a waterproofing membrane meeting ANSI 118.10 prior to installation. Steam Rooms (continuous use): require a waterproofing and vapor retarding membrane with a perm rating of .05 perms or less.

Substrate Preparation Products

- ARDEX AM 100™ Rapid Set Pre-Tile Smoothing and Ramping Mortar
- ARDEX SKM™ Skimcoat Patch & Finishing Underlayment
- ARDEX 8+9™ Rapid Waterproofing and Crack Isolation Compound (Shower Walls)
- ARDEX SK 175™ Waterproofing Membrane and Vapor Retarder for Tile & Stone Installations (Steam Room Applications)

For complete information regarding substrate preparation requirements, material selection, required installation tools and application, visit www.ardexamericas.com and view the in-

dividual product technical data sheets or contact ARDEX technical service at (888) 512-7339

CUTTING & DRILLING

Use a diamond wet saw blade meant for cutting ceramic. Alternately, a snap tile cutter can be used.

To create holes, use a 3/8" drill with a water swivel attachment. Drill using diamond drill bit made for ceramic, at a slow speed.

SETTING

Before installation, dry lay all material to inspect for quality and to determine the best blend of the material. All materials must be acclimated prior to installation, and air and surface temperature must be between 50(F) and 80(F) during installation. Be sure to clean tiles to remove any dust, dirt or packing contaminants prior to installation.

Per ANSI A108.5, apply mortar to the substrate using an appropriate notch trowel, and place tiles while material is wet and offers transfer. A minimum coverage of 80% for interior dry areas and 95% coverage for wet areas must be achieved. Once setting materials have adequately set (see product specifications for dry time), grouting can proceed. Honor all expansion and moving joints in accordance with TCNA EJ 171. In addition, all perimeter and change of plane areas must be filled with an appropriate flexible sealant (ARDEX SX™ 100% Silicone Sealant for Tile and Stone Applications).

Recommended Mortar and Adhesives

- ARDEX X 5™ Flexible Tile and Stone Mortar
- ARDEX X 77™ MICROTEC® Fiber Reinforced Tile and Stone Mortar
- ARDEX D 14™ Type 1 Premixed Tile Adhesive (Mastic) - dry areas only

Recommended Grout

- ARDEX FL™ Rapid Set, Flexible, Sanded Grout
- ARDEX WA™ High Performance, 100% Solids Epoxy Grout and Adhesive

Caulking

- ARDEX SX™ 100% Silicone Sealant for Tile and Stone Applications

See complete setting material product technical information and installation instruction at ardexamericas.com.

SEALING

There is no need to seal glazed ceramic tiles, however check with your grout manufacturer to see if your grout should be sealed.

Recommended Grout Sealant

- Fila GroutProof

For complete information regarding sealant products from FILA, visit filasolutions.com or call 844-FILA123

CARE & MAINTENANCE

For day-to-day cleaning, apply a pH neutral cleaner scrub with a brush, or soft cloth. Remove the residue with a cloth and rinse thoroughly.

Recommended Cleaners

- FILACLEANER

For organic stains (grease, coffee, wine, epoxy residue, adhesives, wax) use a strong alkaline cleaner.

Recommended Organic Stain Removers

- Fila PS87
- PS87 Gel
- PS87 Spray

For inorganic stains (grout haze, rust, paint, soap scum, hard water spots, limescale) use a buffered acid cleaner.

Recommended Inorganic Stain Removers

- Fila Deterdek
- Deterdek Spray

For complete information regarding care & maintenance products from FILA, visit filasolutions.com or call 844-FILA123

CAUTION

AKDO will not accept claims for any reason after the material has been cut, modified or installed.

(guidelines continued on next page)

You have chosen to install your own Ceramic Tile product. Neither AKDO Intertrade, Inc. ("AKDO") nor the manufacturer shall have any responsibility for damage to property or for personal injury resulting from or related to the installation process. You have determined the appropriate product and measurements for your needs. Except as otherwise set forth in writing, AKDO disclaims any and all representations and warranties regarding the suitability of the product for its intended use or the accuracy of measurements.

Please read all instructions with care before beginning installation. These instructions are considered a guide, to help prevent problems caused by errors in installation. The instructions should not be considered complete. Many details of installation are learned through experience and general construction knowledge, which we cannot provide. The installation guidelines are intended to be recommendations only, and they are not intended to serve as a step-by-step installation checklist.

Selection of an experienced installer is your sole responsibility. You should consult with a professional installer to determine the best installation procedure for your project. Installers should refer to the most current industry standards and specifications for installation. You assume all risks of loss or damage in connection with the installation and use of the Ceramic Tile product.