




# STONENEWAYS

Flowing elegance



MADE IN USA



DESIGNED IN ITALY

statements | TILE & STONE





## Inspiration

Four veined stones unite in a contemporary porcelain design.

A flow of delicate shades dresses every space with elegance.



# Range

## Colors

## Sizes &

## Finishes.

A travertine, a nordic stone, a quartzite and a sandstone become one in a new porcelain concept of pure beauty.  
The flow of Stoneways veining conveys a relaxing elegance perfect for any style.  
Stoneways is available in four different colors and two modular sizes, as well as a variety of mosaics and trims.

COLOR-BODY PORCELAIN TILES - RECTIFIED  
MATTE FINISH



12"x24"



6"x24"

SKY

VELVET

FLIGHT

NIGHT




*decor*

2"x2" Mosaic

on 12"x12" sheet

Available in all colors




*decor*

1.3"x3.8" Herringbone

on 12"x14.5" sheet

Available in all colors





# VELVET

wall\_ STONEWAYS VELVET 12"x24" - STONEWAYS NIGHT 1.3"x3.8" HERRINGBONE  
wall right\_ STONEWAYS VELVET 12"x24" - STONEWAYS VELVET 2"x2" MOSAICS  
floor\_ STONEWAYS VELVET 6"x24"

## CAESAR SPA & WELLNESS






# The elegance of grey shade

Velvet, with its soft and neutral beauty, enhances your project's style

wall\_ STONEWAYS VELVET 12"x24" - STONEWAYS NIGHT 1.3"x3.8" HERRINGBONE



wall right\_ STONEWAYS VELVET 12"x24" - STONEWAYS VELVET 2"x2" MOSAICS






# SKY&NIGHT

wall\_ STONEWAYS NIGHT 6"x24"  
floor&stairs\_ STONEWAYS SKY 12"x24" - STONEWAYS NIGHT 12"x24"



Light and dark in a perfect match  
Stoneways adorns your spaces with sophisticated and gentle movements



wall\_ STONEWAYS NIGHT 6"x24"  
floor&stairs\_ STONEWAYS SKY 12"x24" - STONEWAYS NIGHT 12"x24"





# FLIGHT



wall\_ STONEWAYS FLIGHT 1.3"x3.8" HERRINGBONE  
floor\_ STONEWAYS FLIGHT 12"x24"



## Comfort through design

Let the natural warmth of flight grace  
your ambience with a refined flow

floor\_ STONEWAYS FLIGHT 12"x24"





# NIGHT



CAESAR TAILORING

CAESAR TAILORING

CAESAR



# The dark dress of beauty

Timeless

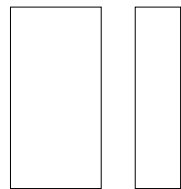

Natural appeal

wall\_ STONEWAYS NIGHT 6"x24"  
floor\_ STONEWAYS NIGHT 12"x24"



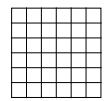


# SKY



12"x24" 6"x24"

## DECORS

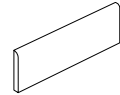


2"x2" mosaic on 12"x12" sheet

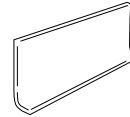


1.3"x3.8" Herringbone on 12"x14.5" sheet

## TRIMS

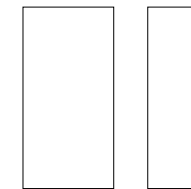


3"x24" Bullnose



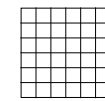
6"x12" Covebase

# FLIGHT



12"x24" 6"x24"

## DECORS

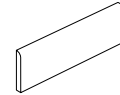


2"x2" mosaic on 12"x12" sheet

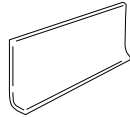


1.3"x3.8" Herringbone on 12"x14.5" sheet

## TRIMS




3"x24" Bullnose



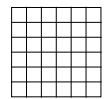
6"x12" Covebase

# NIGHT



12"x24" 6"x24"

## DECORS

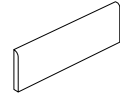


2"x2" mosaic on 12"x12" sheet

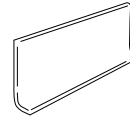


1.3"x3.8" Herringbone on 12"x14.5" sheet

## TRIMS




3"x24" Bullnose



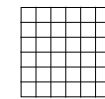
6"x12" Covebase

# VELVET



12"x24" 6"x24"

## DECORS

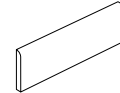


2"x2" mosaic on 12"x12" sheet

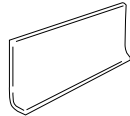


1.3"x3.8" Herringbone on 12"x14.5" sheet

## TRIMS



3"x24" Bullnose



6"x12" Covebase



# DECORS

## SKY




2"x2" mosaic on 12"x12" sheet



1.3"x3.8" Herringbone on 12"x14.5" sheet

## FLIGHT



2"x2" mosaic on 12"x12" sheet



1.3"x3.8" Herringbone on 12"x14.5" sheet

## NIGHT



2"x2" mosaic on 12"x12" sheet



1.3"x3.8" Herringbone on 12"x14.5" sheet

## VELVET



2"x2" mosaic on 12"x12" sheet



1.3"x3.8" Herringbone on 12"x14.5" sheet



## COLOR-BODY PORCELAIN TILES RECTIFIED, ONE CALIBER

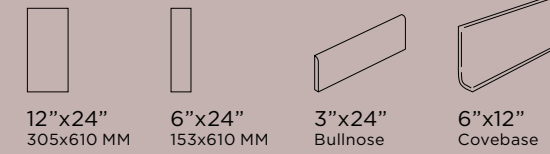
# STONENEWAYS

Flowing elegance

Color-body porcelain stoneware tiles are produced minimizing the color difference between the glaze and the body. Nevertheless, the design is visible only on the surface.



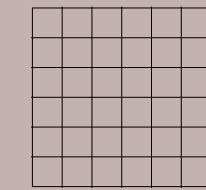
### colors & sizes



SKY	●	●	●	●
FLIGHT	●	●	●	●
VELVET	●	●	●	●
NIGHT	●	●	●	●


### Available in all colors

#### 2"x2" mosaic



2"x2" mosaic on 12"x12" sheet

#### 1.3"x3.8" Herringbone



1.3"x3.8" Herringbone on 12"x14.5" sheet

All sizes are nominal. For actual size information please refer to page 28.

### packaging

SIZE INCHES	MM	BOX PCS	SURFACE (SQF)	SURFACE (SQM)	WEIGHT (LBS)	WEIGHT (KG)	PALLET				
							BOXES	SURFACE (SQF)	SURFACE (SQM)	WEIGHT (LBS)	WEIGHT (KG)
12"x24"	305x610	7	13.56	1.26	-55.56	-25.2	40	542.51	50.4	-2222.24	-1008
6"x24"	152x610	4	3,67	0,36	-15,88	-7,2	120	465	43.2	-1904.77	-864
2"x2" Mosaic	30x30	10 sheets	9.69	0.9	-39.68	-18	36	348.75	32.4	-1428.58	-648
1.3"x3.8" Herringbone	30x37	7 sheets	6.46	0.6	-26.45	-12	36	232.56	21.6	-952.20	-432



**Very Uniform appearance.**  
Pieces of the same shade value are very uniform and smooth in texture. They can be measured for small color differences and are in compliance with the color uniformity requirements of tables 6-10 (ANSI A137.1-2012)



**Uniform Appearance.**  
Differences among pieces from the same production run are minimal.



**Slight Variation.**  
Clearly distinguishable texture and/or pattern within similar colors.



**Moderate Variation.**  
While the colors and/or textures present on a single piece of tile will be indicative of the colors and/or texture to be expected on the other tiles, the amount of colors and/or texture on each piece may vary significantly. It is recommended that the range be viewed before selection.



**Substantial Variation.** Random color and/or texture differences from tile to tile, so that one tile may have totally different colors and/or textures from that on other tiles. Thus, the final installation will be unique. It is recommended that the range be viewed before selection.

For information about installation and cleaning of Caesar products, please consult our general catalogue or the website [www.caesarceramicsusa.com](http://www.caesarceramicsusa.com). Color reproductions may vary from actual products. Caesar reserves the right to modify the products illustrated in this catalogue for reasons of production or to improve quality.

Samples are purely indicative. Packaging and weights may vary for production reasons. Contact our sales department when ordering. In case of running pattern installation, Caesar recommends a maximum 33% offset. Caesar warrants that our products meet or exceed the requirements of ANSI, specification ANSI A137.1: 2012, as shown in our Tile Performance Data sheets.



## HEALTH AND SAFETY

Porcelain stoneware is the best choice for those who care about health and safety. Porcelain's non-porous surface remains hygienic over time by avoiding the absorption of unwanted germs and bacteria. It's completely hypoallergenic, VOC free and won't emit harmful substances. Due to porcelain's non-absorbent properties, it is safe to use aggressive detergents although it's easy to clean and resistant to staining.



ECO-FRIENDLY AND NONTOXIC: WON'T RELEASE HARMFUL SUBSTANCES



HYGIENIC AND SAFE



NO CHEMICAL WATERPROOFING AGENTS, PAINT, OR RESIN



EASY TO CLEAN AND STAIN RESISTANT

## HEAT AND FIRE RESISTANCE

Porcelain stoneware is naturally fireproof, and won't burn in the event of a fire. Even in intense heat porcelain maintains its shape and never releases toxins into the atmosphere.



HEAT RESISTANT



FIRE RESISTANT



RESISTANT TO SUN DAMAGE AND COLOR FADING

## VERSATILITY AND SUSTAINABILITY

The choice of an eco-sustainable, durable and versatile material for floors and walls means a lot of benefits for the environment. Caesar USA porcelain stoneware is produced with non-exhaustible, natural, raw materials, that are easy to install, and, at the end of its long life, it is easy and cheap to dispose of 100% recyclable.



FULLY RECYCLABLE



PLASTIC FREE



WIDE RANGE OF SIZES AND COLORS



IDEAL FOR HEATED FLOORS

## BEAUTY & DURABILITY

Porcelain tiles remain as beautiful as the first day even when they are exposed to different types of stress. They resist scratches and abrasions and are able to withstand heavy loads. This means it is a material suitable for driveways and high traffic places.



RESISTANT TO HOUSEHOLD AND INDUSTRIAL CHEMICALS



FROSTPROOF



### CLEANING PROCEDURES

#### FINAL CLEANING AFTER INSTALLATION

A few hours after grouting, as soon as the grout starts to dry and becomes opaque, sweep the floor. Within 48 hours from grouting and before the grout hardens definitively, wet the floor with an acid and buffered solution. Dilution depends on the type of surface (smooth or textured). Spread the solution containing acid especially made for stoneware using a mop or a rotary brush for large surfaces, and featuring suitable discs, and let the solution work for a few minutes. Rinse with warm water and clean cloths and repeat several times until all stains and residues have been eliminated. Make sure to change rinsing water several times. Complete by drying. Prevent contact of the acid solution with other materials (metal, marble, etc.).

#### ATTENTION!!

Epoxy-based grout cannot be cleaned when it has completely hardened other than mechanically with risks to the surface of the tiles. For more information and recommendations, consult the grout manufacturer. Care must be taken on inlaid, polished and anti-slip products; for the latter in particular, the use of a floor-washing machine combined with the action of an acid detergent helps reach the spaces between adjacent tiles and cleans them properly. If such a cleaning procedure is not carried out, or if such cleaning is carried out too late, the grout residue creates an extremely absorbent film, which holds dirt, making the surface difficult to clean: in this case, Caesar ceramic USA, INC. will not be liable for any damage caused to the surface.

#### CLEANING AND CARE

If the cleaning rules after installation are followed, routine maintenance, i.e. everyday cleaning to remove dirt from traffic and general use of the tiled surface, is reasonably easy. We would like to remind you that porcelain stoneware is a product with excellent technical features which allow for the highest grade of mechanical wear and resistance to acids (except for hydrofluoric acid and its derivatives) and alkalis, features which are added to a high aesthetic quality. Porcelain stoneware has a low absorption level, another intrinsic characteristic of the product. As detailed in the technical sheets, absorption levels are very low in the production process Caesar USA adopts, and all our products will achieve the best results for any kind of specific application. Ordinary maintenance must be carried out using specialist detergents to remove stains but these detergents must not leave a wax, film or membrane residue. Rinsing well with plenty of clean water is a fundamental part of the cleaning



LOAD BEARING AND STRESS RESISTANT



SCRATCH AND ABRASION RESISTANT



THERMAL SHOCK RESISTANT



RESISTANT TO SMOG AND POLLUTION

procedure, therefore we advise against the use of products which state that they "do not need rinsing".

We would like to inform you that, the above mentioned standards do not cover rubber stains (shoes, heels, mats, etc...) especially where these kinds of stains are frequent: therefore, Caesar USA will not be held liable for any such damage to the surface of these products. All types of surface of the Caesar USA range can be washed with clean water or water and up to 50% of bleach or alcohol.

We recommend periodic cleaning with basic products or a micro-foaming basic product for porcelain stoneware, followed by thorough rinsing and drying.

#### HEAVY-DUTY CLEANING

Any stains or marks can be removed quite easily since porcelain stoneware has very low absorption properties and resists acids and bases.

Depending on the type of stain, you can use:

- ACIDS for INORGANIC stains,
- BASES for ORGANIC stains,
- SOLVENTS for SYNTHETIC stains.

The use of common aggressive acids (such as muriatic acid for instance) must be avoided. These products remove residues of grout but also irreparably damage the grout within the joint. Also pay attention to all products containing HYDROFLUORIC ACID (HF) SINCE THEY IRREPARABLY DAMAGE ALL CERAMIC SURFACES.

#### WARNING

The above suggestions are a result of research, laboratory tests and several years' experience. However, the cleaning features of the materials may vary significantly according to the different installation methods, conditions of use, types of surface and destination. As a general rule, the higher the anti-slip values of the tiles are, the greater cleaning inconveniences may arise. The professional operator in charge of maintenance and cleaning shall always check the surface condition before proceeding with any cleaning and/or maintenance operation (we would suggest to test some tiles before installation). Caesar USA declines any liability with reference to cleaning and maintenance operations in case of heavy conditions of use (such as mechanical workshop or spaces presenting oily residues or tire marks), bad installation work or wrong cleaning operations, it is agreed that Caesar USA shall not be liable for any event, damage or defect due to wrong installation of the tiles, faulty cleaning and maintenance operations or inadequate choice of the type of material to be laid or of the adhesives used in a certain destination of use.



MAXIMUM CONCERN  
FOR THE ENVIRONMENT

sustainable  
mind



## FROM OUR PLANT...

The **brand new production facilities** in the USA are built in compliance with the most stringent standards in term of environmental protection, safety of workers and reduction of energy consumption.



## TO YOUR PROJECT.

By choosing Caesar Ceramics USA, the end user will be sure to purchase **durable, safe and green floor and wall tiles**: being extremely durable, they do not call for any chemical treatment, varnish or special detergent. They do not release dust or other substances, even when subject to high pedestrian traffic.



**HPD**

(Health Product Declaration®)

The Health Product Declaration (HPD) Open Standard provides for the disclosure of product contents and potential associated human and environmental health hazards.

**By means of its declaration, Caesar USA adheres to the standard.**



**LEED**

(Leadership in Energy and Environmental Design)

**Caesar Ceramics USA is a member of US Green Building Council (USGBC).**












The LEED program, promoted by the USGBC, is the most widely used green building rating system in the world. Available for virtually all building, community and home project types, LEED provides a framework to create healthy, highly efficient and cost-saving green buildings.



TILE  
PERFORMANCE  
DATA

**COLOR-BODY PORCELAIN TILES - RECTIFIED**

Classification in accordance with ANSI A137.1: 2012 (P1 class).

TECHNICAL FEATURE	ASTM	VALUE REQUIRED ANSI A 137.1-2012	CAESAR AVERAGE VALUE
 Facial dimension	ASTM C-499	± 0,25% or ± 0,03 in	
 Wedging	ASTM C-502	± 0,25% or ± 0,03 in	
 Warpage diagonal	ASTM C-485	± 0,4% or ± 0,07 in	In accordance to ANSI A 137.1-2012
 Warpage edge	ASTM C-485	± 0,4% or ± 0,05 in	
 Thickness	ASTM C-499	RANGE: 0,040 inch max (1 mm)	In accordance to ANSI A 137.1-2012
 Water absorption	ASTM C-373	≤ 0,5%	Passed "impervious tiles" Class P1
 Breaking strength	ASTM C-648	≥ 250 lbs (≥1113 N)	≥400 lbs
 Freeze thaw	ASTM C-1026	No damages	In accordance
 Chemical resistance	ASTM C-650	As reported	Unaffected
 MOHS hardness			6
 Dynamic Coefficient of Friction		0,42	In accordance

Average values referred to the last two years of production and related to the matte finish of the product.  
Values relate to the matte finish of the product and to tests carried out by certified external laboratories, whose results are available upon request.  
Be sure to use the same caliber tiles. Color reproductions may vary from actual products.

\* Due to the intrinsic nature of porcelain stoneware tiles, please note that the coefficient of friction may vary within the same production lot or from one production lot to the other. Caesar products can become slippery when wet. We recommend to always keep the surface dry.

**ACTUAL SIZES FOR RECTIFIED MATERIAL**

NOMINAL SIZE INCHES	MM	ACTUAL SIZE INCHES	MM
24"x48"	610x1220	23 <sup>15</sup> / <sub>32</sub> "x47 <sup>3</sup> / <sub>64</sub> "	596x1195
24"x24"	610x610	23 <sup>15</sup> / <sub>32</sub> "x23 <sup>15</sup> / <sub>32</sub> "	596x596
12"x24"	305x610	11 <sup>11</sup> / <sub>16</sub> "x23 <sup>15</sup> / <sub>32</sub> "	297x596
6"x24"	152x610	5 <sup>45</sup> / <sub>64</sub> "x23 <sup>15</sup> / <sub>32</sub> "	145x596
8"x40"	203x1016	7 <sup>23</sup> / <sub>32</sub> "x39 <sup>11</sup> / <sub>64</sub> "	196x995

**ACTUAL SIZES FOR RECTIFIED MATERIAL - 3/4" THICKNESS**

NOMINAL SIZE INCHES	MM	ACTUAL SIZE INCHES	MM
24"x24"	610x610	23 <sup>35</sup> / <sub>64</sub> "x23 <sup>35</sup> / <sub>64</sub> "	598x598

**ACTUAL SIZES FOR NON-RECTIFIED MATERIAL**

NOMINAL SIZE INCHES	MM	ACTUAL SIZE INCHES	MM
12"x24"	305x610	11 <sup>13</sup> / <sub>16</sub> "x23 <sup>47</sup> / <sub>64</sub> "	300x603
8"x40"	203x1016	7 <sup>7</sup> / <sub>8</sub> "x39 <sup>3</sup> / <sub>8</sub> "	200x1000

\*For more detailed information about the different actual sizes for non-rectified material, please contact Caesar Ceramics USA.

**STONEWAYS**  
Flowing elegance