



Downtown

Downtown

Transform your space into a place of gathering, exchange and interaction with our Downtown series. This color body porcelain is available in multiple colors and formats that provide a clean and rigorous look.




Downtown Gray 24"x24" R & 12"x24" R

Glazed Porcelain

◇ 24"x48" R - 24"x24" R - 12"x24" R



Downtown Gris 24"x24" R




Downtown Blanco 12"x24" R & 12"x12" Mosaic

Downtown

Glazed Porcelain



24"x24" R 60x60 cm
12"x24" R 30x60 cm



Blanco



24"x24" R
FJTW060011



12"x24" R
FJTW057011



12"x12" Mosaic
FJT7T30011



3"x24" Bullnose
FJT4TBY011

Gris



24"x24" R
FJTW060021




12"x24" R
FJTW057021



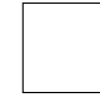
12"x12" Mosaic
FJT7T30021



3"x24" Bullnose
FT4TBY021



Marengo



24"x24" R
FJTW060031




12"x12" Mosaic
FJT7T30031



3"x24" Bullnose
FJT4TBY031



Antracita



24"x24" R
FJTW060311



12"x24" R
FJTW057311



12"x12" Mosaic
FJT7T30311



3"x24" Bullnose
FJT4TBY311

Downtown

Glazed Porcelain

Technical Specifications

CHARACTERISTICS	STANDARD	DECLARED ASTM
Water Absorption	C373	<=0.1%
Break Strength	C648	Min. 450
Scratch Hardness	MOH's Scale	7
Chemical Resistance	C650	Unaffected
Frost Resistance	C1026	Resistant
Group	SEE FAQs	4
PEI - Glazed Tiles	C1027	4
Minimum Bond Strength (PSI)	C482	165
Dynamic Coefficient of Friction (DCOF)	A137.1	>=0.42
Shade and Texture Rating	CTDA "V"	V3
Facial Dimensions	C499	Pass
Range of Thickness	C499	Pass
Warpage	C485	Pass
Wedging	C502	Pass

Packaging Information

Size	SF per carton	PC per carton	BX per pallet
24"x24" R	27.13	7	24
12"x24" R	15.50	8	24
12"x12" Mosaic	5.81	6	60
3"x24" Bullnose	5.17	10	60