

/CEPPO DI GRÉ



dESIGN
SUR-
FACES

CEPPO DI GRÉ

a/ floor: GRÉ ANTHRACITE 61,0x61,0 cm /24"x24" RS
 wall: GRÉ ANTHRACITE 61,0x122,2 cm /24"x48" RS



CEPPO DI GRÉ 3

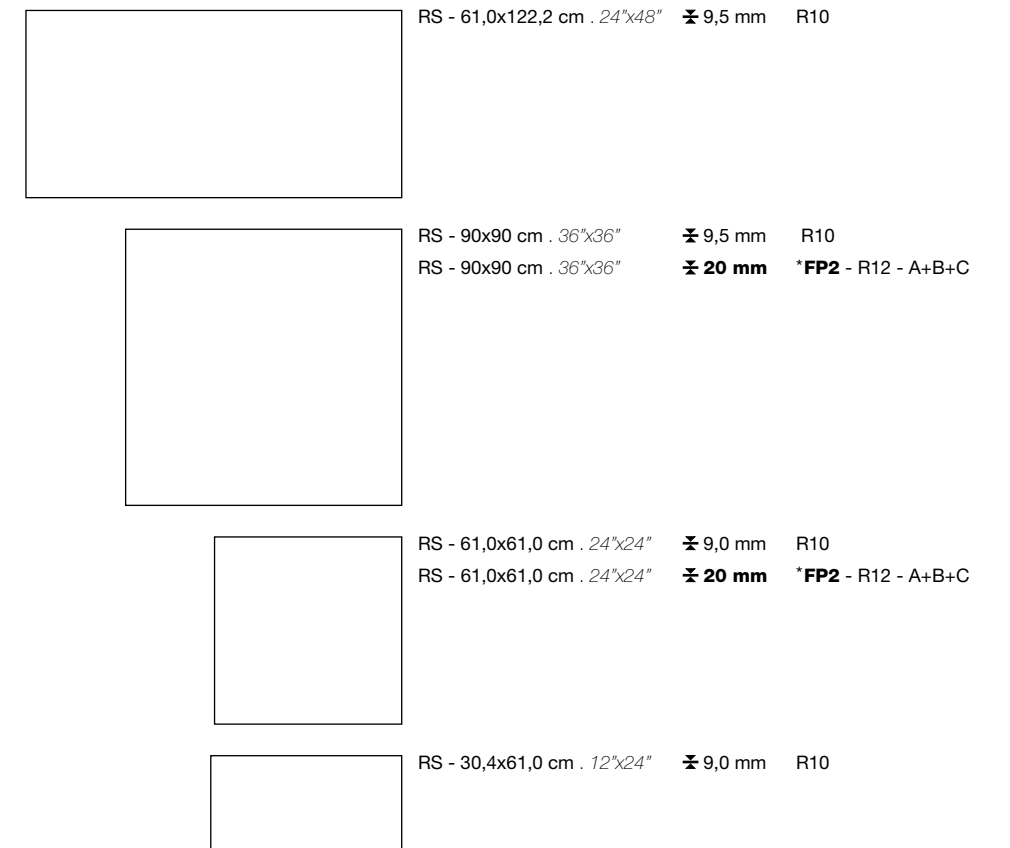
effetto pietra / stone-look / effet pierre / steinoptik



Colori / Colours / Couleurs / Farben



Formati / Sizes / Formats / Formate



RS: Rettificato-Strutturato / Rectified-Textured

Formati / Sizes / Formats / Formate	RS - 90x90 cm 36"x36" ± 9,5 mm R10	RS - 90x90 cm 36"x36" ± 20 mm FP2 R12 A+B+C	RS - 61,0x122,2 cm 24"x48" ± 9,5 mm R10	RS - 61,0x61,0 cm 24"x24" ± 9,0 mm R10	RS - 61,0x61,0 cm 24"x24" ± 20 mm FP2 R12 A+B+C	RS - 30,4x61,0 cm 12"x24" ± 9,0 mm R10
GRÉ WHITE	●		●	●	●	●
GRÉ NATURAL	●	●	●	●	●	●
GRÉ GREY			●	●		●
GRÉ ANTHRACITE	●	●	●	●		●
GRÉ BEIGE	●	●	●	●		●

4 CEPPPO DI GRÉ



b



c




d


- b/ GRÉ GREY 61,0x122,2 cm RS/24"x48" RS
- c/ GRÉ WHITE 61,0x122,2 cm / 24"x48" RS
- d/ floor e wall: GRÉ NATURAL 61,0x122,2 cm /24"x48" RS



GRÉ WHITE



GRÉ ANTHRACITE



GRÉ NATURAL



DESIGN
SUR-
FACES



GRÉ GREY



GRÉ BEIGE

CEPPO DI GRÉ 7


GRÉ WHITE

O6E1	90x90 cm 36"x36" - RS	B220
N1S9	61,0x122,2 cm 24"x48" - RS	B180
N1S5	61,0x61,0 cm 24"x24" - RS	B192
N1S1	30,4x61,0 cm 12"x24" - RS	C110
N6V8	61,0x61,0 cm 24"x24" - FP-E RS	B198




GRÉ NATURAL

N7V4	90x90 cm 36"x36" - RS	B220
N2S0	61,0x122,2 cm 24"x48" - RS	B180
N1S6	61,0x61,0 cm 24"x24" - RS	B192
N1S2	30,4x61,0 cm 12"x24" - RS	C110
N2S5	90x90 cm 36"x36" - FP-E RS	B225
N6V9	61,0x61,0 cm 24"x24" - FP-E RS	B198




GRÉ GREY

N2S1	61,0x122,2 cm 24"x48" - RS	B180
N1S7	61,0x61,0 cm 24"x24" - RS	B192
N1S3	30,4x61,0 cm 12"x24" - RS	C110



GRÉ ANTHRACITE

N7V5	90x90 cm 36"x36" - RS	B220
N2S2	61,0x122,2 cm 24"x48" - RS	B180
N1S8	61,0x61,0 cm 24"x24" - RS	B192
N1S4	30,4x61,0 cm 12"x24" - RS	C110
N2S7	90x90 cm 36"x36" - FP-E RS	B225



GRÉ BEIGE

O4T1	90x90 cm 36"x36" - RS	B220
O4T2	61,0x122,2 cm 24"x48" - RS	B180
O3T9	61,0x61,0 cm 24"x24" - RS	B192
O3T8	30,4x61,0 cm 12"x24" - RS	C110
O4T3	90x90 cm 36"x36" - FP-E RS	B225





GRÉ ANTHRACITE

e/ GRÉ NATURAL mosaico monocolore 30x30 cm/12"x12"

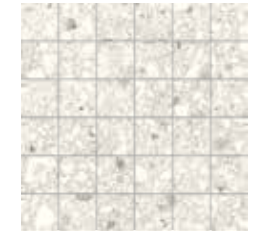


e

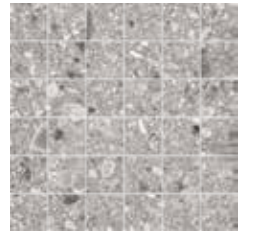
CEPPO DI GRÉ

Decori / Decors / Décors / Dekors

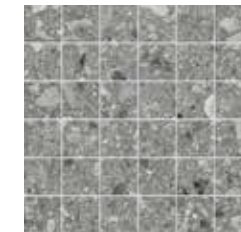
mosaico monocolore 36 tessere 5x5 - 30x30 cm 12"x12" **P71**




GRÉ WHITE



GRÉ NATURAL



GRÉ GREY




GRÉ ANTHRACITE




GRÉ BEIGE

mosaico asimmetrico 18 pz - 30x30 cm 12"x12" **P77**



GRÉ WHITE

GRÉ NATURAL



GRÉ GREY

GRÉ ANTHRACITE

GRÉ BEIGE

Pezzi Speciali / Special Pieces / Pièces Spéciales / Formteile	battiscopa 6,5x61,0 cm 2 ^{1/2} "x24" RS P07	step 30,4x61,0 cm 12"x24" RS P90	gradino costa retta 34x122,2x4 cm 13"x48"x1 ^{3/4} " RS P32	gradino costa retta 34x61,0x4 cm 13"x24"x1 ^{3/4} " RS P31	vista frontale angolare costa retta dx/sx 34x122,2x4 cm 13"x48"x1 ^{3/4} " RS P41	vista dal retro angolare costa retta dx/sx 34x34x4 cm 13"x13"x1 ^{3/4} " RS P40
	GRÉ WHITE	•	•	•	•	•
GRÉ NATURAL	•	•	•	•	•	•
GRÉ GREY	•	•	•	•	•	•
GRÉ ANTHRACITE	•	•	•	•	•	•
GRÉ BEIGE	•	•	•	•	•	•


Note / Notes / Notes / Anmerkungen

I battiscopa e gli elementi "L" vengono venduti a pz. e a scatola completa. Tutti gli altri pezzi speciali vengono venduti al pezzo. I gradini vengono prodotti solo su ordinazione (tempo minimo di consegna 20 gg lavorativi).
All skirting and monolithic L elements, priced per piece, are sold in full box. All other special trims are sold by piece. Steps are produced only on request (minimum delivery terms of 20 days).
Les plinthes et élément "L" sont vendues la pièce et par boîte complète. Les autres pièces spéciales sont vendus la pièce. Le plat de marche sont produit sur demande (délai minimum de 20 jours).
Die Sockelleisten und Stufen werden pro Stk. und Vollen Kartons verkauft. Stufen und Stufenecken werden nur auf Bestellung produziert (Lieferzeiten mindesten 20 arbeitstagen ab Auftragserteilung).

CEPPO DI GRÉ

effetto pietra / stone-look / effet pierre / steinoptik

Colori / Colours / Couleurs / Farben




RS: Rettificato-Strutturato / Rectified-Textured

Formati / Sizes / Formats / Formate	RS - 90x90 cm 36"x36" \pm 20 mm FP2 R12 A+B+C	RS - 61,0x61,0 cm 24"x24" \pm 20 mm FP2 R12 A+B+C
GRÉ WHITE		●
GRÉ NATURAL	●	●
GRÉ ANTHRACITE	●	
GRÉ BEIGE	●	



a



b

a-b/GRÉ NATURAL FP2 90x90 cm / 36"x36" RS



Formati / Sizes / Formats / Formate

CEPPO DI GRÉ

Per la disponibilità articolo: www.tuscaniagres.it digitando il codice web segnalato a lato dei formati.
 For the item's availability: www.tuscaniagres.it type the web code reported next to the sizes.
 Pour vérifier la disponibilité de l'article: www.tuscaniagres.it en saisissant le code web indiqué à coté des formats.
 Für die Artikelverfügbarkeit: www.tuscaniagres.it web code eingeben, an der Seite von Formaten angedeutet.



FP2 Pezzi Speciali / Special Pieces / Pièces Spéciales / Formteile	elemento "L" 45x90x5 cm 18"x36"x2" RS		elemento "L" 30x61,0x5 cm 12"x24"x2" RS		angolare elemento "L" SX/DX 45x90x5 cm 18"x36"x2" RS		angolare elemento "L" SX/DX 30x30x5 cm 12"x12"x2" RS		griglia 20x90 cm 8"x36" RS		griglia 20x61,0 cm 8"x24" RS		angolo SX angolo DX griglia angolo 20x90 cm 8"x36" RS		griglia angolo 20x61,0 cm 8"x24" RS	
	P101	P100	P104	P103	P106C	P106A	P108 COPPIA	P107 COPPIA								
GRÉ WHITE		●		●		●		●								
GRÉ NATURAL	●	●	●	●	●	●	●	●	●	●	●	●	●	●	●	
GRÉ ANTHRACITE	●		●		●		●		●		●		●		●	
GRÉ BEIGE	●		●		●		●		●		●		●		●	

FP2	round lineare 45x90 cm 18"x36" RS		round lineare 30x61,0 cm 12"x24" RS		angolo SX round angolare 45x90 cm 18"x36" RS		angolo DX round angolare 30x61,0 cm 12"x24" RS		angolo SX angolo bordo toro 45x90 cm 18"x36" RS		angolo DX angolo bordo toro 30x61,0 cm 12"x24" RS	
	P111	P110	P113B COPPIA	P113A COPPIA	P115	P114						
GRÉ WHITE		●		●		●		●		●		●
GRÉ NATURAL	●	●	●	●	●	●	●	●	●	●	●	●
GRÉ ANTHRACITE	●		●		●		●		●		●	
GRÉ BEIGE	●		●		●		●		●		●	

Note - Notes - Notes - Anmerkungen
 I pezzi speciali FP2 vengono venduti al pezzo e solo su ordinazione (tempo minimo di consegna 20 gg lavorativi dall'ordine).
 The special pieces FP2 are sold by piece and only on request (minimum delivery time 20 working days from date of order).
 Les pièces spéciales FP2 sont vendus à la pièce et uniquement sur commande (délai minimum de livraison 20 jours ouvrés à partir de la commande).
 Spezial Teile FP2 sind pro Stück verkauft und nur auf Bestellungen produziert. (Lieferzeiten mindesten 20 arbeitstage ab Auftragbestätigung)

12 **TABELLA PESI ED IMBALLI**

Sizes weight and packaging / Mesures poids et emballages / Tabelle der Gewichte und Verpackungen

formati / sizes / tailles / formate /		pz. x box	mq. x box	box x pal.	mq. x pal.	kg. x mq	kg. x box	kg. x pal.	
RETTIFICATI / RECTIFIED (R) -									
90x90 cm 36"x36" R	9,5 mm	2	1,62	21	34,02	19,96	32,33	700	94x107x65
61x122,2 cm 24"x48" R	9,5 mm	2	1,49	36	53,64	20,52	30,57	1120	94x120x75
61x61 cm 24"x24" R	9 mm	4	1,49	30	44,70	19,80	29,50	900	80x120x75
30,4x122,2 cm 12"x48" R	9,5 mm	4	1,49	36	53,64	19,98	29,77	1090	94x120x75
SPESSORATI / EXTRA THICK (R) 									
90x90 cm 36"x36" R	20 mm	1	0,81	21	17,01	42,45	34,38	750	94x107x65
61x61 cm 24"x24" R	20 mm	2	0,74	30	22,20	44,05	32,59	990	80x120x75
pezzi speciali / special pieces / pièces spéciales / formteile /									
6,5x61 cm 2"x24" battiscopa rettificato		12					8,50		

Note / Notes / Notes / Anmerkungen
 I battiscopa e gli elementi "L" vengono venduti a pz. e a scatola completa. Tutti gli altri pezzi speciali vengono venduti al pezzo. I gradini vengono prodotti solo su ordinazione (tempo minimo di consegna 20 gg lavorativi).
 All skirting and monolithic L elements, priced per piece, are sold in full box. All other special trims are sold by piece. Steps are produced only on request (minimum delivery terms of 20 days).
 Les plinthes et élément "L" sont vendues la pièce et par boîte complète. Les autres pièces spéciales sont vendus la pièce. Le plat de marche sont produit sur demande (délai minimum de 20 jours).
 Die Sockelleisten und Stufen werden pro Stk. und Vollen Kartons verkauft. Stufen und Stufenecken werden nur auf Bestellung produziert (Lieferzeiten mindesten 20 arbeitstagen ab Auftragserteilung).

13 **SIMBOLOGIA CARATTERISTICHE TECNICHE - GRÈS PORCELLANATO /**

Symboles technical characteristics - porcelain stoneware / Symboles des caracteristiques techniques - grès cérame / Symbole technischen eigenschaften - feinsteinzeug

	CARATTERISTICHE TECNICHE TECHNICAL CHARACTERISTICS CARACTÉRISTIQUES TECHNIQUES TECHNISCHE MERKMALE	NORMA DI RIFERIMENTO REFERENCE STANDARD NORME DE REFERENCE PRÜFMETHODE	VALORE RICHIESTO REQUIRED VALUE VALEUR REQUISE SOLLWERT	VALORE MEDIO TUSCANIA AV. TUSCANIA VALUE VALEUR MOYENNE TUSCANIA MITTLERER TUSCANIA-WERT
	DIMENSIONI DIMENSIONS DIMENSIONS ABMESSUNGEN	ISO 10545-2	CONFORME COMPLIANT CONFORME KONFORM	CONFORME COMPLIANT CONFORME KONFORM
	ASSORBIMENTO D'ACQUA WATER ABSORPTION ABSORPTION D'EAU WASSERAUFNAHME	ISO 10545-3	≤ 0,5 %	CONFORME COMPLIANT CONFORME KONFORM
	RESISTENZA A FLESSIONE MODULUS OF RUPTURE RESISTANCE A LA FLEXION BIEGEFESTIGKEIT	ISO 10545-4	MODULUS OF RUPTURE R ≥35 N/MM ² BREAKING STRENGTH S ≥1300 N	CONFORME COMPLIANT CONFORME KONFORM
	RESISTENZA ALL'ABRASIONE ABRASION RESISTANCE RÉSISTANCE À L'ABRASION ABRIEBBESTÄNDIGKEIT	ISO 10545-7	PEI SOLO PER PIASTRELLE SMALTATE ONLY FOR GLAZED TILES	
	DILATAZIONE TERMICA LINEARE LINEAR THERMAL EXPANSION DILATATION THERMIQUE LINEAIRE LINEARE WÄRMEAUSSDEHNUNG	ISO 10545-8	≤ 9x10 ⁻⁵ °C ⁻¹	CONFORME COMPLIANT CONFORME KONFORM
	RESISTENZA AGLI SBALZI TERMICI THERMAL SHOCK RESISTANCE RESISTANCE AUX ECARTS DE TEMPERATURE ITEMPERATURWECHSELBESTÄNDIGKEIT	ISO 10545-9	RESISTENTE RESISTANT RESISTANT BESTÄNDIG	RESISTENTE RESISTANT RESISTANT BESTÄNDIG
	RESISTENZA AL GELO FROST RESISTANCE RESISTANCE AU GEL FROSTBESTÄNDIGKEIT	ISO 10545-12	RESISTENTE RESISTANT RESISTANT BESTÄNDIG	RESISTENTE RESISTANT RESISTANT BESTÄNDIG
	RESISTENZA AGLI ACIDI ED ALLE BASI ACID AND ALKALI RESISTANCE RESISTANCE AUX ACIDES ET AUX BASES SÄURE- UND LAUGENBESTÄNDIGKEIT	ISO 10545-13	CLASS GB MIN.	LOW CONCENTRATION GLA HIGH CONCENTRATION GHA
	RESISTENZA ALL'ATTACCO CHIMICO CHEMICAL RESISTANCE RESISTANCE À L'ATTAQUE CHEMIQUE CHEMISCHE BESTÄNDIGKEIT	ISO 10545-13	CLASS GB MIN.	GA
	RESISTENZA ALLE MACCHIE STAIN RESISTANCE RESISTANCE AU TACHES FLECKENBESTÄNDIGKEIT	ISO 10545-14	CLASS 3 MIN.	5
	COEFFICIENTE DI ATTRITO (SCIVOLOSITÀ) FRICTION COEFFICIENT (SLIPPERINESS) COEFFICIENT DE FRICTION (GLISSEMENT) REIBUNGSKOEFFIZIENT (RUTSCHIGKEIT)	BCR - ITALIA DM DEL 14-06-89	ASTM - USA ASTM C1028	DIN - GERMANIA DIN 51130
		DRY RUBBER 0,62	WET RUBBER 0,51	DRY NEOLYTHE 0,69
			DRY LEATHER 0,62	WET NEOLYTHE 0,62

THE PRODUCTS HAVING AN ABSORPTION < 0,5% ARE CLASSIFIED ACCORDING THE UNI CEN STANDARDS "FULLY VITRIFIED TILES" AND ACCORDING TO THE ASTM STANDARDS "IMPERVIOUS TILES"