

## 3" X 6" CARRARA BELLA (H) *Marble, Stone*



PART NUMBER  
**MB1604-0306H0**

AVAILABILITY  
**IN STOCK**

DIMENSIONS  
**3" x 6" = .125 sqft (+/-)**

THICKNESS  
**3/8"**

PROFILE  
**TILES**

VARIATION  
**MEDIUM**

GROUT JOINT  
**1/8"**

SEALER  
**YES**

### ENVIRONMENTS

WALL	FLOOR	INTERIOR	EXTERIOR FREEZE/THAW	STEAM SHOWER	WET AREA	POOL	REPEAT
Yes	Yes	Yes	No	Yes	Yes	No	No

### TECHNICAL DATA

FEATURES	SPECIFICATION	STANDARD
DCOF		ANSI A137.1
TRAFFIC	Standard Commercial	NA

DUE TO THE INHERENT CHARACTERISTICS OF NATURAL STONE, THERE MAY BE VARIATIONS IN COLOR, MOVEMENT AND TEXTURE FROM LOT TO LOT.

For detailed installation instructions, visit [akdo.com](http://akdo.com).

## 3" X 6" CARRARA BELLA (P) *Marble, Stone*



PART NUMBER  
**MB1604-0306PO**

AVAILABILITY  
**IN STOCK**

DIMENSIONS  
**3" x 6" = .125 sqft (+/-)**

THICKNESS  
**3/8"**

PROFILE  
**TILES**

VARIATION  
**MEDIUM**

GROUT JOINT  
**1/8"**

SEALER  
**YES**

### ENVIRONMENTS

WALL	FLOOR	INTERIOR	EXTERIOR FREEZE/THAW	STEAM SHOWER	WET AREA	POOL	REPEAT
Yes	Yes	Yes	No	Yes	Yes	No	No

### TECHNICAL DATA

FEATURES	SPECIFICATION	STANDARD
DCOF		ANSI A137.1
TRAFFIC	Standard Commercial	NA

DUE TO THE INHERENT CHARACTERISTICS OF NATURAL STONE, THERE MAY BE VARIATIONS IN COLOR, MOVEMENT AND TEXTURE FROM LOT TO LOT.

For detailed installation instructions, visit [akdo.com](http://akdo.com).

---

## 2" X 8" CARRARA BELLA (H) *Marble, Stone*



PART NUMBER  
**MB1604-0208H0**

AVAILABILITY  
**IN STOCK**

DIMENSIONS  
**1.97" x 7.87" = .108 sqft (+/-)**

THICKNESS  
**3/8"**

PROFILE  
**TILES**

VARIATION  
**MEDIUM**

GROUT JOINT  
**1/8"**

SEALER  
**YES**

### ENVIRONMENTS

WALL	FLOOR	INTERIOR	EXTERIOR FREEZE/THAW	STEAM SHOWER	WET AREA	POOL	REPEAT
Yes	Yes	Yes	No	Yes	Yes	No	No

### TECHNICAL DATA

FEATURES	SPECIFICATION	STANDARD
DCOF		ANSI A137.1
TRAFFIC	Standard Commercial	NA

DUE TO THE INHERENT CHARACTERISTICS OF NATURAL STONE, THERE MAY BE VARIATIONS IN COLOR, MOVEMENT AND TEXTURE FROM LOT TO LOT.

For detailed installation instructions, visit [akdo.com](http://akdo.com).

## 3" X 9" CARRARA BELLA (H) *Stone, Marble*



PART NUMBER  
**MB1604-0309H0**

AVAILABILITY  
**IN STOCK**

DIMENSIONS  
**2.95" x 9" = .18 sqft (+/-)**

THICKNESS  
**3/8"**

PROFILE  
**TILE**

VARIATION  
**MEDIUM**

GROUT JOINT  
**1/8"**

### ENVIRONMENTS

WALL	FLOOR	INTERIOR	EXTERIOR FREEZE/THAW	STEAM SHOWER	WET AREA	POOL	REPEAT
Yes	Yes	Yes	No	Yes when properly sealed	Yes when properly sealed	No	

### TECHNICAL DATA

FEATURES	SPECIFICATION	STANDARD
DCOF		ANSI A137.1
TRAFFIC	Standard Commercial	NA

DUE TO THE INHERENT CHARACTERISTICS OF NATURAL STONE, THERE MAY BE VARIATIONS IN COLOR, MOVEMENT AND TEXTURE FROM LOT TO LOT.

For detailed installation instructions, visit [akdo.com](http://akdo.com).

## 3" X 9" CARRARA BELLA (P) *Stone, Marble*



PART NUMBER  
**MB1604-0309PO**

AVAILABILITY  
**IN STOCK**

DIMENSIONS  
**2.95" x 9" = .18 sqft (+/-)**

THICKNESS  
**3/8"**

PROFILE  
**TILE**

VARIATION  
**MEDIUM**

GROUT JOINT  
**1/8"**

### ENVIRONMENTS

WALL	FLOOR	INTERIOR	EXTERIOR FREEZE/THAW	STEAM SHOWER	WET AREA	POOL	REPEAT
Yes	Yes	Yes	No	Yes when properly sealed	Yes when properly sealed	No	

### TECHNICAL DATA

FEATURES	SPECIFICATION	STANDARD
DCOF		ANSI A137.1
TRAFFIC	Standard Commercial	NA

DUE TO THE INHERENT CHARACTERISTICS OF NATURAL STONE, THERE MAY BE VARIATIONS IN COLOR, MOVEMENT AND TEXTURE FROM LOT TO LOT.

For detailed installation instructions, visit [akdo.com](http://akdo.com).

---

## 4" X 12" CARRARA BELLA (H) *Marble*



PART NUMBER  
MB1604-0412H0

AVAILABILITY  
IN STOCK

DIMENSIONS  
4" x 12" = .333 sqft (+/-)

THICKNESS  
3/8"

PROFILE  
TILES

GROUT JOINT  
1/8"

SEALER  
YES

### ENVIRONMENTS

WALL	FLOOR	INTERIOR	EXTERIOR FREEZE/THAW	STEAM SHOWER	WET AREA	POOL	REPEAT
Yes	Yes	Yes	No	Yes	Yes	No	No

DUE TO THE INHERENT CHARACTERISTICS OF NATURAL STONE, THERE MAY BE VARIATIONS IN COLOR, MOVEMENT AND TEXTURE FROM LOT TO LOT.

For detailed installation instructions, visit [akdo.com](http://akdo.com).

---

## 4" X 12" CARRARA BELLA (P) *Marble*



PART NUMBER  
MB1604-0412PO

AVAILABILITY  
IN STOCK

DIMENSIONS  
4" x 12" = .333 sqft (+/-)

THICKNESS  
3/8"

PROFILE  
TILES

GROUT JOINT  
1/8"

SEALER  
YES

### ENVIRONMENTS

WALL	FLOOR	INTERIOR	EXTERIOR FREEZE/THAW	STEAM SHOWER	WET AREA	POOL	REPEAT
Yes	Yes	Yes	No	Yes	Yes	No	No

### TECHNICAL DATA

FEATURES	SPECIFICATION	STANDARD
TRAFFIC	Standard Commercial	NA

DUE TO THE INHERENT CHARACTERISTICS OF NATURAL STONE, THERE MAY BE VARIATIONS IN COLOR, MOVEMENT AND TEXTURE FROM LOT TO LOT.

For detailed installation instructions, visit [akdo.com](http://akdo.com).

---

## 12" X 12" CARRARA BELLA (H) *Marble, Stone*



PART NUMBER  
MB1604-1212HO

AVAILABILITY  
IN STOCK

DIMENSIONS  
12" x 12" = 1 sqft (+/-)

THICKNESS  
3/8"

PROFILE  
TILES

VARIATION  
MEDIUM

GROUT JOINT  
1/8"

SEALER  
YES

### ENVIRONMENTS

WALL	FLOOR	INTERIOR	EXTERIOR FREEZE/THAW	STEAM SHOWER	WET AREA	POOL	REPEAT
Yes	Yes	Yes	No	Yes	Yes	No	No

### TECHNICAL DATA

FEATURES	SPECIFICATION	STANDARD
DCOF		ANSI A137.1
TRAFFIC	Standard Commercial	NA

DUE TO THE INHERENT CHARACTERISTICS OF NATURAL STONE, THERE MAY BE VARIATIONS IN COLOR, MOVEMENT AND TEXTURE FROM LOT TO LOT.

For detailed installation instructions, visit [akdo.com](http://akdo.com).



# 12" X 12" CARRARA BELLA (P) *Marble, Stone*



PART NUMBER  
MB1604-1212PO

AVAILABILITY  
IN STOCK

DIMENSIONS  
12" x 12" = 1 sqft (+/-)

THICKNESS  
3/8"

PROFILE  
TILES

VARIATION  
MEDIUM

GROUT JOINT  
1/8"

SEALER  
YES

## ENVIRONMENTS

WALL	FLOOR	INTERIOR	EXTERIOR FREEZE/THAW	STEAM SHOWER	WET AREA	POOL	REPEAT
Yes	Yes	Yes	No	Yes	Yes	No	No

## TECHNICAL DATA

FEATURES	SPECIFICATION	STANDARD
DCOF		ANSI A137.1
TRAFFIC	Standard Commercial	NA

DUE TO THE INHERENT CHARACTERISTICS OF NATURAL STONE, THERE MAY BE VARIATIONS IN COLOR, MOVEMENT AND TEXTURE FROM LOT TO LOT.

For detailed installation instructions, visit [akdo.com](http://akdo.com).

# 18" X 18" CARRARA BELLA (H) *Stone, Marble*



PART NUMBER  
MB1604-1818H0

AVAILABILITY  
IN STOCK

DIMENSIONS  
18" x 18" = 2.25 sqft (+/-)

THICKNESS  
3/8"

PROFILE  
TILE

VARIATION  
MEDIUM

GROUT JOINT  
1/8"

## ENVIRONMENTS

WALL	FLOOR	INTERIOR	EXTERIOR FREEZE/THAW	STEAM SHOWER	WET AREA	POOL	REPEAT
Yes	Yes	Yes	No	Yes when properly sealed	Yes when properly sealed	No	

## TECHNICAL DATA

FEATURES	SPECIFICATION	STANDARD
DCOF		ANSI A137.1
TRAFFIC	Standard Commercial	NA

DUE TO THE INHERENT CHARACTERISTICS OF NATURAL STONE, THERE MAY BE VARIATIONS IN COLOR, MOVEMENT AND TEXTURE FROM LOT TO LOT.

For detailed installation instructions, visit [akdo.com](http://akdo.com).

## 12" X 24" CARRARA BELLA (H) *Marble, Stone*



PART NUMBER  
**MB1604-1224H0**

AVAILABILITY  
**IN STOCK**

DIMENSIONS  
**12" x 24" = 2 sqft (+/-)**

THICKNESS  
**3/8"**

PROFILE  
**TILES**

VARIATION  
**MEDIUM**

GROUT JOINT  
**1/8"**

SEALER  
**YES**

### ENVIRONMENTS

WALL	FLOOR	INTERIOR	EXTERIOR FREEZE/THAW	STEAM SHOWER	WET AREA	POOL	REPEAT
Yes	Yes	Yes	No	Yes	Yes	No	No

### TECHNICAL DATA

FEATURES	SPECIFICATION	STANDARD
DCOF		ANSI A137.1
TRAFFIC	Standard Commercial	NA

DUE TO THE INHERENT CHARACTERISTICS OF NATURAL STONE, THERE MAY BE VARIATIONS IN COLOR, MOVEMENT AND TEXTURE FROM LOT TO LOT.

For detailed installation instructions, visit [akdo.com](http://akdo.com).

# 12" X 24" CARRARA BELLA (P) *Marble, Stone*



PART NUMBER  
**MB1604-1224PO**

AVAILABILITY  
**IN STOCK**

DIMENSIONS  
**12" x 24" = 2 sqft (+/-)**

THICKNESS  
**3/8"**

PROFILE  
**TILES**

VARIATION  
**MEDIUM**

GROUT JOINT  
**1/8"**

SEALER  
**YES**

## ENVIRONMENTS

WALL	FLOOR	INTERIOR	EXTERIOR FREEZE/THAW	STEAM SHOWER	WET AREA	POOL	REPEAT
Yes	Yes	Yes	No	Yes	Yes	No	No

## TECHNICAL DATA

FEATURES	SPECIFICATION	STANDARD
DCOF		ANSI A137.1
TRAFFIC	Standard Commercial	NA

DUE TO THE INHERENT CHARACTERISTICS OF NATURAL STONE, THERE MAY BE VARIATIONS IN COLOR, MOVEMENT AND TEXTURE FROM LOT TO LOT.

For detailed installation instructions, visit [akdo.com](http://akdo.com).

# 18" X 36" CARRARA BELLA (H) *Marble, Stone*



PART NUMBER  
**MB1604-1836H0**

AVAILABILITY  
**IN STOCK**

DIMENSIONS  
**18" x 36" = 4.5 sqft (+/-)**

THICKNESS  
**3/8"**

PROFILE  
**TILES,LARGE FORMAT**

VARIATION  
**MEDIUM**

GROUT JOINT  
**1/8"**

SEALER  
**YES**

## ENVIRONMENTS

WALL	FLOOR	INTERIOR	EXTERIOR FREEZE/THAW	STEAM SHOWER	WET AREA	POOL	REPEAT
Yes	Yes	Yes	No	Yes	Yes	No	No

## TECHNICAL DATA

FEATURES	SPECIFICATION	STANDARD
DCOF		ANSI A137.1
TRAFFIC	Standard Commercial	NA

DUE TO THE INHERENT CHARACTERISTICS OF NATURAL STONE, THERE MAY BE VARIATIONS IN COLOR, MOVEMENT AND TEXTURE FROM LOT TO LOT.

For detailed installation instructions, visit [akdo.com](http://akdo.com).

# 18" X 36" CARRARA BELLA (P) *Stone, Marble*



PART NUMBER  
MB1604-1836P0

AVAILABILITY  
IN STOCK

DIMENSIONS  
18" x 36" = 4.5 sqft (+/-)

THICKNESS  
3/8"

PROFILE  
TILE

VARIATION  
MEDIUM

GROUT JOINT  
1/8"

SEALER  
YES

## ENVIRONMENTS

WALL	FLOOR	INTERIOR	EXTERIOR FREEZE/THAW	STEAM SHOWER	WET AREA	POOL	REPEAT
Yes	Yes	Yes	No	Yes when properly sealed	Yes when properly sealed	No	

## TECHNICAL DATA

FEATURES	SPECIFICATION	STANDARD
DCOF		ANSI A137.1
TRAFFIC	Standard Commercial	NA

DUE TO THE INHERENT CHARACTERISTICS OF NATURAL STONE, THERE MAY BE VARIATIONS IN COLOR, MOVEMENT AND TEXTURE FROM LOT TO LOT.

For detailed installation instructions, visit [akdo.com](http://akdo.com).

---

## HEXAGON 3-7/8 CARRARA BELLA (H) *Stone, Marble*



PART NUMBER  
MB1604-HEX3H0

AVAILABILITY  
IN STOCK

DIMENSIONS  
7.88" x 10.25" = .56 sqft

THICKNESS  
3/8"

PROFILE  
MOSAICS

VARIATION  
MEDIUM

GROUT JOINT  
1/8"

SEALER  
YES

### ENVIRONMENTS

WALL	FLOOR	INTERIOR	EXTERIOR FREEZE/THAW	STEAM SHOWER	WET AREA	POOL	REPEAT
Yes	Yes	Yes	Yes	Yes	No	No	No

### TECHNICAL DATA

FEATURES	SPECIFICATION	STANDARD
DCOF		ANSI A137.1
TRAFFIC	Standard Commercial	NA

DUE TO THE INHERENT CHARACTERISTICS OF NATURAL STONE, THERE MAY BE VARIATIONS IN COLOR, MOVEMENT AND TEXTURE FROM LOT TO LOT.

IT IS IMPORTANT TO PROPERLY SEAL MARBLE USED IN A SHOWER/STEAM SHOWER, AND MAINTAIN THE SEALANT REGULARLY TO ENSURE WATER BEADS OFF THE TILE.

For detailed installation instructions, visit [akdo.com](http://akdo.com).

# HEXAGON 3-7/8 CARRARA BELLA (P) *Stone, Marble*



PART NUMBER  
MB1604-HEX3PO

AVAILABILITY  
IN STOCK

DIMENSIONS  
7.88" x 10.25" = .56 sqft

THICKNESS  
3/8"

PROFILE  
MOSAIC

VARIATION  
MEDIUM

GROUT JOINT  
1/8"

## ENVIRONMENTS

WALL	FLOOR	INTERIOR	EXTERIOR FREEZE/THAW	STEAM SHOWER	WET AREA	POOL	REPEAT
Yes	Yes	Yes	No	Yes when properly sealed	Yes when properly sealed	No	

## TECHNICAL DATA

FEATURES	SPECIFICATION	STANDARD
DCOF		ANSI A137.1
TRAFFIC	Standard Commercial	NA

DUE TO THE INHERENT CHARACTERISTICS OF NATURAL STONE, THERE MAY BE VARIATIONS IN COLOR, MOVEMENT AND TEXTURE FROM LOT TO LOT.

IT IS IMPORTANT TO PROPERLY SEAL MARBLE USED IN A SHOWER/STEAM SHOWER, AND MAINTAIN THE SEALANT REGULARLY TO ENSURE WATER BEADS OFF THE TILE.

For detailed installation instructions, visit [akdo.com](http://akdo.com).



# HEXAGON CARRARA BELLA (H) *Stone, Marble*



PART NUMBER  
MB1604-HEXAHO

AVAILABILITY  
IN STOCK

DIMENSIONS  
9.75" x 10.13" = .69 sqft

THICKNESS  
3/8"

PROFILE  
MOSAICS

VARIATION  
MEDIUM

GROUT JOINT  
1/16"

SEALER  
YES

## ENVIRONMENTS

WALL	FLOOR	INTERIOR	EXTERIOR FREEZE/THAW	STEAM SHOWER	WET AREA	POOL	REPEAT
Yes	Yes	Yes	No	No	Yes	No	No

## TECHNICAL DATA

FEATURES	SPECIFICATION	STANDARD
DCOF		ANSI A137.1
TRAFFIC	Standard Commercial	NA

DUE TO THE INHERENT CHARACTERISTICS OF NATURAL STONE, THERE MAY BE VARIATIONS IN COLOR, MOVEMENT AND TEXTURE FROM LOT TO LOT.

For detailed installation instructions, visit [akdo.com](http://akdo.com).

# HEXAGON CARRARA BELLA (P) *Stone, Marble*



PART NUMBER	PROFILE
<b>MB1604-HEXAPO</b>	<b>MOSAICS</b>
AVAILABILITY	VARIATION
<b>IN STOCK</b>	<b>MEDIUM</b>
DIMENSIONS	GROUT JOINT
<b>9.75" x 10.13" = .69 sqft</b>	<b>1/8"</b>
THICKNESS	SEALER
<b>3/8"</b>	<b>YES</b>

## ENVIRONMENTS

WALL	FLOOR	INTERIOR	EXTERIOR FREEZE/THAW	STEAM SHOWER	WET AREA	POOL	REPEAT
Yes	Yes	Yes	No	Yes	Yes	No	No

## TECHNICAL DATA

FEATURES	SPECIFICATION	STANDARD
DCOF		ANSI A137.1
TRAFFIC	Standard Commercial	NA

DUE TO THE INHERENT CHARACTERISTICS OF NATURAL STONE, THERE MAY BE VARIATIONS IN COLOR, MOVEMENT AND TEXTURE FROM LOT TO LOT.

IT IS IMPORTANT TO PROPERLY SEAL MARBLE USED IN A SHOWER/STEAM SHOWER, AND MAINTAIN THE SEALANT REGULARLY TO ENSURE WATER BEADS OFF THE TILE.

For detailed installation instructions, visit [akdo.com](http://akdo.com).

# 1" X 4" HERRINGBONE CARRARA BELLA (H) *Stone, Marble*



PART NUMBER  
MB1604-HB14H0

AVAILABILITY  
IN STOCK

DIMENSIONS  
9" x 11.5" = .72 sqft

THICKNESS  
3/8"

PROFILE  
MOSAICS

VARIATION  
MEDIUM

GROUT JOINT  
1/8"

SEALER  
YES

## ENVIRONMENTS

WALL	FLOOR	INTERIOR	EXTERIOR FREEZE/THAW	STEAM SHOWER	WET AREA	POOL	REPEAT
Yes	Yes	Yes	No	Yes	Yes	No	No

## TECHNICAL DATA

FEATURES	SPECIFICATION	STANDARD
DCOF		ANSI A137.1
TRAFFIC	Standard Commercial	NA

DUE TO THE INHERENT CHARACTERISTICS OF NATURAL STONE, THERE MAY BE VARIATIONS IN COLOR, MOVEMENT AND TEXTURE FROM LOT TO LOT.

IT IS IMPORTANT TO PROPERLY SEAL MARBLE USED IN A SHOWER/STEAM SHOWER, AND MAINTAIN THE SEALANT REGULARLY TO ENSURE WATER BEADS OFF THE TILE.

For detailed installation instructions, visit [akdo.com](http://akdo.com).

# 1" X 4" HERRINGBONE CARRARA BELLA (P) *Stone, Marble*



PART NUMBER  
**MB1604-HB14P0**

AVAILABILITY  
**IN STOCK**

DIMENSIONS  
**9" x 11.5" = .72 sqft**

THICKNESS  
**3/8"**

PROFILE  
**MOSAICS**

VARIATION  
**MEDIUM**

GROUT JOINT  
**1/8"**

SEALER  
**YES**

## ENVIRONMENTS

WALL	FLOOR	INTERIOR	EXTERIOR FREEZE/THAW	STEAM SHOWER	WET AREA	POOL	REPEAT
Yes	Yes	Yes	No	Yes	Yes	No	No

## TECHNICAL DATA

FEATURES	SPECIFICATION	STANDARD
DCOF		ANSI A137.1
TRAFFIC	Standard Commercial	NA

DUE TO THE INHERENT CHARACTERISTICS OF NATURAL STONE, THERE MAY BE VARIATIONS IN COLOR, MOVEMENT AND TEXTURE FROM LOT TO LOT.

IT IS IMPORTANT TO PROPERLY SEAL MARBLE USED IN A SHOWER/STEAM SHOWER, AND MAINTAIN THE SEALANT REGULARLY TO ENSURE WATER BEADS OFF THE TILE.

For detailed installation instructions, visit [akdo.com](http://akdo.com).

# BASKET WEAVE CARRARA BELLA (P) W/ LUNAR GRAY MEDIUM (C)

Stone, Glass, Mixed Media / Lunar Gray Medium Dots (Clear) Interlocking



PART NUMBER  
MB1604-BASIP2

AVAILABILITY  
IN STOCK

DIMENSIONS  
9.75" x 9.75" = .66 sqft

THICKNESS  
5/16"

PROFILE  
MOSAICS

GROUT JOINT  
1/16"

SEALER  
YES

## ENVIRONMENTS

WALL	FLOOR	INTERIOR	EXTERIOR FREEZE/THAW	STEAM SHOWER	WET AREA	POOL	REPEAT
Yes	No	Yes	No	Yes	Yes	No	No

## TECHNICAL DATA

FEATURES	SPECIFICATION	STANDARD
DCOF		ANSI A137.1

DUE TO THE INHERENT CHARACTERISTICS OF NATURAL STONE, THERE MAY BE VARIATIONS IN COLOR, MOVEMENT AND TEXTURE FROM LOT TO LOT.

IT IS IMPORTANT TO PROPERLY SEAL MARBLE USED IN A SHOWER/STEAM SHOWER, AND MAINTAIN THE SEALANT REGULARLY TO ENSURE WATER BEADS OFF THE TILE.

For detailed installation instructions, visit [akdo.com](http://akdo.com).

# BASKET WEAVE CARRARA BELLA (P) W/ PEARL GRAY (P) *Stone, Marble*



PART NUMBER  
MB1604-BASIP1

AVAILABILITY  
IN STOCK

DIMENSIONS  
9.75" x 9.75" = .66 sqft

THICKNESS  
3/8"

PROFILE  
MOSAICS

VARIATION  
MEDIUM

GROUT JOINT  
1/16"

SEALER  
YES

## ENVIRONMENTS

WALL	FLOOR	INTERIOR	EXTERIOR FREEZE/THAW	STEAM SHOWER	WET AREA	POOL	REPEAT
Yes	Yes	Yes	No	Yes	Yes	No	No

## TECHNICAL DATA

FEATURES	SPECIFICATION	STANDARD
DCOF		ANSI A137.1
TRAFFIC	Standard Commercial	NA

DUE TO THE INHERENT CHARACTERISTICS OF NATURAL STONE, THERE MAY BE VARIATIONS IN COLOR, MOVEMENT AND TEXTURE FROM LOT TO LOT.

IT IS IMPORTANT TO PROPERLY SEAL MARBLE USED IN A SHOWER/STEAM SHOWER, AND MAINTAIN THE SEALANT REGULARLY TO ENSURE WATER BEADS OFF THE TILE.

For detailed installation instructions, visit [akdo.com](http://akdo.com).

# BASKET WEAVE CARRARA BELLA (H) W/ PEARL GRAY (H) *Stone, Marble*



PART NUMBER  
MB1604-BASIH1

AVAILABILITY  
IN STOCK

DIMENSIONS  
9.75" x 9.75" = .66 sqft

THICKNESS  
3/8"

PROFILE  
MOSAICS

VARIATION  
MEDIUM

GROUT JOINT  
1/16"

SEALER  
YES

## ENVIRONMENTS

WALL	FLOOR	INTERIOR	EXTERIOR FREEZE/THAW	STEAM SHOWER	WET AREA	POOL	REPEAT
Yes	Yes	Yes	No	No	Yes	No	No

## TECHNICAL DATA

FEATURES	SPECIFICATION	STANDARD
DCOF		ANSI A137.1
TRAFFIC	Standard Commercial	NA

DUE TO THE INHERENT CHARACTERISTICS OF NATURAL STONE, THERE MAY BE VARIATIONS IN COLOR, MOVEMENT AND TEXTURE FROM LOT TO LOT.

For detailed installation instructions, visit [akdo.com](http://akdo.com).

# 1" X 6" BRICK CARRARA BELLA (H) *Stone, Marble*



PART NUMBER  
MB1604-BR16HO

AVAILABILITY  
IN STOCK

DIMENSIONS  
9.75" x 11.75" = .8 sqft

THICKNESS  
3/8"

PROFILE  
MOSAICS

VARIATION  
MEDIUM

GROUT JOINT  
1/16"

SEALER  
YES

## ENVIRONMENTS

WALL	FLOOR	INTERIOR	EXTERIOR FREEZE/THAW	STEAM SHOWER	WET AREA	POOL	REPEAT
Yes	Yes	Yes	No	Yes	Yes	No	No

## TECHNICAL DATA

FEATURES	SPECIFICATION	STANDARD
DCOF		ANSI A137.1
TRAFFIC	Standard Commercial	NA

DUE TO THE INHERENT CHARACTERISTICS OF NATURAL STONE, THERE MAY BE VARIATIONS IN COLOR, MOVEMENT AND TEXTURE FROM LOT TO LOT.

IT IS IMPORTANT TO PROPERLY SEAL MARBLE USED IN A SHOWER/STEAM SHOWER, AND MAINTAIN THE SEALANT REGULARLY TO ENSURE WATER BEADS OFF THE TILE.

For detailed installation instructions, visit [akdo.com](http://akdo.com).



# 1" X 6" BRICK CARRARA BELLA (P) *Stone, Marble*



PART NUMBER  
MB1604-BR16PO

AVAILABILITY  
IN STOCK

DIMENSIONS  
9.75" x 11.75" = .8 sqft

THICKNESS  
3/8"

PROFILE  
MOSAICS

VARIATION  
MEDIUM

GROUT JOINT  
1/16"

SEALER  
YES

## ENVIRONMENTS

WALL	FLOOR	INTERIOR	EXTERIOR FREEZE/THAW	STEAM SHOWER	WET AREA	POOL	REPEAT
Yes	Yes	Yes	No	Yes	Yes	No	No

## TECHNICAL DATA

FEATURES	SPECIFICATION	STANDARD
DCOF		ANSI A137.1
TRAFFIC	Standard Commercial	NA

DUE TO THE INHERENT CHARACTERISTICS OF NATURAL STONE, THERE MAY BE VARIATIONS IN COLOR, MOVEMENT AND TEXTURE FROM LOT TO LOT.

IT IS IMPORTANT TO PROPERLY SEAL MARBLE USED IN A SHOWER/STEAM SHOWER, AND MAINTAIN THE SEALANT REGULARLY TO ENSURE WATER BEADS OFF THE TILE.

For detailed installation instructions, visit [akdo.com](http://akdo.com).

## 2" X 2" CARRARA BELLA (H) *Stone, Marble*



PART NUMBER  
MB1604-M002H0

AVAILABILITY  
IN STOCK

DIMENSIONS  
12" x 12" = 1 sqft

THICKNESS  
3/8"

PROFILE  
MOSAICS

VARIATION  
MEDIUM

GROUT JOINT  
1/8"

SEALER  
YES

### ENVIRONMENTS

WALL	FLOOR	INTERIOR	EXTERIOR FREEZE/THAW	STEAM SHOWER	WET AREA	POOL	REPEAT
Yes	Yes	Yes	No	Yes	Yes	No	No

### TECHNICAL DATA

FEATURES	SPECIFICATION	STANDARD
DCOF		ANSI A137.1
TRAFFIC	Standard Commercial	NA

DUE TO THE INHERENT CHARACTERISTICS OF NATURAL STONE, THERE MAY BE VARIATIONS IN COLOR, MOVEMENT AND TEXTURE FROM LOT TO LOT.

For detailed installation instructions, visit [akdo.com](http://akdo.com).

## 2" X 4" BRICK CARRARA BELLA (H) *Stone, Marble*



PART NUMBER  
MB1604-BRICO

AVAILABILITY  
IN STOCK

DIMENSIONS  
9.75" x 11.75" = .8 sqft

THICKNESS  
3/8"

PROFILE  
MOSAICS

VARIATION  
MEDIUM

GROUT JOINT  
1/8"

SEALER  
YES

### ENVIRONMENTS

WALL	FLOOR	INTERIOR	EXTERIOR FREEZE/THAW	STEAM SHOWER	WET AREA	POOL	REPEAT
Yes	Yes	Yes	No	Yes	Yes	No	No

### TECHNICAL DATA

FEATURES	SPECIFICATION	STANDARD
DCOF		ANSI A137.1
TRAFFIC	Standard Commercial	NA

DUE TO THE INHERENT CHARACTERISTICS OF NATURAL STONE, THERE MAY BE VARIATIONS IN COLOR, MOVEMENT AND TEXTURE FROM LOT TO LOT.

IT IS IMPORTANT TO PROPERLY SEAL MARBLE USED IN A SHOWER/STEAM SHOWER, AND MAINTAIN THE SEALANT REGULARLY TO ENSURE WATER BEADS OFF THE TILE.

For detailed installation instructions, visit [akdo.com](http://akdo.com).

## 2" X 4" BRICK CARRARA BELLA (P) *Stone, Marble*



PART NUMBER  
MB1604-BRICPO

AVAILABILITY  
IN STOCK

DIMENSIONS  
9.75" x 11.75" = .8 sqft

THICKNESS  
3/8"

PROFILE  
MOSAICS

VARIATION  
MEDIUM

GROUT JOINT  
1/8"

SEALER  
YES

### ENVIRONMENTS

WALL	FLOOR	INTERIOR	EXTERIOR FREEZE/THAW	STEAM SHOWER	WET AREA	POOL	REPEAT
Yes	Yes	Yes	No	Yes	Yes	No	No

### TECHNICAL DATA

FEATURES	SPECIFICATION	STANDARD
DCOF		ANSI A137.1
TRAFFIC	Standard Commercial	NA

DUE TO THE INHERENT CHARACTERISTICS OF NATURAL STONE, THERE MAY BE VARIATIONS IN COLOR, MOVEMENT AND TEXTURE FROM LOT TO LOT.

IT IS IMPORTANT TO PROPERLY SEAL MARBLE USED IN A SHOWER/STEAM SHOWER, AND MAINTAIN THE SEALANT REGULARLY TO ENSURE WATER BEADS OFF THE TILE.

For detailed installation instructions, visit [akdo.com](http://akdo.com).

## 3/4" X 3/4" CARRARA BELLA (H) *Marble, Stone*



PART NUMBER  
**MB1604-M034H0**

AVAILABILITY  
**IN STOCK**

DIMENSIONS  
**12" x 12" = 1sqft**

THICKNESS  
**3/8"**

PROFILE  
**MOSAICS**

VARIATION  
**MEDIUM**

GROUT JOINT  
**1/16"**

SEALER  
**YES**

### ENVIRONMENTS

WALL	FLOOR	INTERIOR	EXTERIOR FREEZE/THAW	STEAM SHOWER	WET AREA	POOL	REPEAT
Yes	Yes	Yes	No	Yes	Yes	No	No

### TECHNICAL DATA

FEATURES	SPECIFICATION	STANDARD
DCOF		ANSI A137.1
TRAFFIC	Standard Commercial	NA

DUE TO THE INHERENT CHARACTERISTICS OF NATURAL STONE, THERE MAY BE VARIATIONS IN COLOR, MOVEMENT AND TEXTURE FROM LOT TO LOT.

For detailed installation instructions, visit [akdo.com](http://akdo.com).

## 3/8" X 3/8" CARRARA BELLA (H) *Marble, Stone*



PART NUMBER  
MB1604-M038H0

AVAILABILITY  
IN STOCK

DIMENSIONS  
10.75" x 10.38" = .77 sqft

THICKNESS  
3/8"

PROFILE  
MOSAICS

VARIATION  
MEDIUM

GROUT JOINT  
NONE

SEALER  
YES

### ENVIRONMENTS

WALL	FLOOR	INTERIOR	EXTERIOR FREEZE/THAW	STEAM SHOWER	WET AREA	POOL	REPEAT
Yes	Yes	Yes	No	Yes	Yes	No	No


### TECHNICAL DATA

FEATURES	SPECIFICATION	STANDARD
DCOF		ANSI A137.1
TRAFFIC	Standard Commercial	NA

DUE TO THE INHERENT CHARACTERISTICS OF NATURAL STONE, THERE MAY BE VARIATIONS IN COLOR, MOVEMENT AND TEXTURE FROM LOT TO LOT.

For detailed installation instructions, visit [akdo.com](http://akdo.com).

## 3/8" X 3/8" CARRARA BELLA (P) *Marble, Stone*



PART NUMBER  
**MB1604-M038PO**

AVAILABILITY  
**IN STOCK**

DIMENSIONS  
**10.75" x 10.38" = .77 sqft**

THICKNESS  
**3/8"**

PROFILE  
**MOSAICS**

VARIATION  
**MEDIUM**

GROUT JOINT  
**NONE**

SEALER  
**YES**

### ENVIRONMENTS

WALL	FLOOR	INTERIOR	EXTERIOR FREEZE/THAW	STEAM SHOWER	WET AREA	POOL	REPEAT
Yes	Yes	Yes	No	Yes	Yes	No	No

### TECHNICAL DATA

FEATURES	SPECIFICATION	STANDARD
DCOF		ANSI A137.1
TRAFFIC	Standard Commercial	NA

DUE TO THE INHERENT CHARACTERISTICS OF NATURAL STONE, THERE MAY BE VARIATIONS IN COLOR, MOVEMENT AND TEXTURE FROM LOT TO LOT.

For detailed installation instructions, visit [akdo.com](http://akdo.com).

# HEAVY RAIN CARRARA BELLA (H&P) *Stone, Marble*



PART NUMBER  
**MB1604-HERAPO**

AVAILABILITY  
**IN STOCK**

DIMENSIONS  
**10" x 11.66" = .810 sqft**

THICKNESS  
**3/8"**

PROFILE  
**MOSAICS**

VARIATION  
**MEDIUM**

GROUT JOINT  
**1/16"**

SEALER  
**YES**

## ENVIRONMENTS

WALL	FLOOR	INTERIOR	EXTERIOR FREEZE/THAW	STEAM SHOWER	WET AREA	POOL	REPEAT
Yes	Yes	Yes	No	Yes	Yes	No	No

## TECHNICAL DATA

FEATURES	SPECIFICATION	STANDARD
DCOF		ANSI A137.1
TRAFFIC	Standard Commercial	NA

DUE TO THE INHERENT CHARACTERISTICS OF NATURAL STONE, THERE MAY BE VARIATIONS IN COLOR, MOVEMENT AND TEXTURE FROM LOT TO LOT.

IT IS IMPORTANT TO PROPERLY SEAL MARBLE USED IN A SHOWER/STEAM SHOWER, AND MAINTAIN THE SEALANT REGULARLY TO ENSURE WATER BEADS OFF THE TILE.

For detailed installation instructions, visit [akdo.com](http://akdo.com).



## IVY CARRARA BELLA (H&P) *Stone, Marble / Carrara Bella*



PART NUMBER  
MB1604-IVY000

AVAILABILITY  
IN STOCK

DIMENSIONS  
9.88" x 11.75" = .81 sqft

THICKNESS  
3/8"

PROFILE  
MOSAICS

VARIATION  
MEDIUM

GROUT JOINT  
1/8"

SEALER  
YES

### ENVIRONMENTS

WALL	FLOOR	INTERIOR	EXTERIOR FREEZE/THAW	STEAM SHOWER	WET AREA	POOL	REPEAT
Yes	Yes	Yes	No	Yes	Yes	No	No

### TECHNICAL DATA

FEATURES	SPECIFICATION	STANDARD
DCOF		ANSI A137.1
TRAFFIC	Standard Commercial	NA

DUE TO THE INHERENT CHARACTERISTICS OF NATURAL STONE, THERE MAY BE VARIATIONS IN COLOR, MOVEMENT AND TEXTURE FROM LOT TO LOT.

IT IS IMPORTANT TO PROPERLY SEAL MARBLE USED IN A SHOWER/STEAM SHOWER, AND MAINTAIN THE SEALANT REGULARLY TO ENSURE WATER BEADS OFF THE TILE.

For detailed installation instructions, visit [akdo.com](http://akdo.com).

# PENNY ROUND CARRARA BELLA (H) *Stone, Marble*



PART NUMBER  
MB1604-PENYHO

AVAILABILITY  
IN STOCK

DIMENSIONS  
11.63" x 12" = .97 sqft

THICKNESS  
3/8"

PROFILE  
MOSAICS

VARIATION  
LOW

GROUT JOINT  
1/16"

SEALER  
YES

## ENVIRONMENTS

WALL	FLOOR	INTERIOR	EXTERIOR FREEZE/THAW	STEAM SHOWER	WET AREA	POOL	REPEAT
Yes	Yes	Yes	Yes	Yes	Yes	No	No

## TECHNICAL DATA

FEATURES	SPECIFICATION	STANDARD
DCOF		ANSI A137.1

DUE TO THE INHERENT CHARACTERISTICS OF NATURAL STONE, THERE MAY BE VARIATIONS IN COLOR, MOVEMENT AND TEXTURE FROM LOT TO LOT.

IT IS IMPORTANT TO PROPERLY SEAL MARBLE USED IN A SHOWER/STEAM SHOWER, AND MAINTAIN THE SEALANT REGULARLY TO ENSURE WATER BEADS OFF THE TILE.

For detailed installation instructions, visit [akdo.com](http://akdo.com).

# STAGGER CARRARA BELLA (H&P) *Stone, Marble*



PART NUMBER  
**MB1604-STGR00**

AVAILABILITY  
**IN STOCK**

DIMENSIONS  
**11.63" x 12.5" = 1.01 sqft**

THICKNESS  
**3/8"**

PROFILE  
**MOSAICS**

VARIATION  
**MEDIUM**

GROUT JOINT  
**1/16"**

SEALER  
**YES**

## ENVIRONMENTS

WALL	FLOOR	INTERIOR	EXTERIOR FREEZE/THAW	STEAM SHOWER	WET AREA	POOL	REPEAT
Yes	Yes	Yes	No	Yes	Yes	No	No

## TECHNICAL DATA

FEATURES	SPECIFICATION	STANDARD
DCOF		ANSI A137.1
TRAFFIC	Standard Commercial	NA

DUE TO THE INHERENT CHARACTERISTICS OF NATURAL STONE, THERE MAY BE VARIATIONS IN COLOR, MOVEMENT AND TEXTURE FROM LOT TO LOT.

For detailed installation instructions, visit [akdo.com](http://akdo.com).

## VISION CARRARA BELLA (H&P) *Marble, Stone*



PART NUMBER  
**MB1604-VISN00**

AVAILABILITY  
**IN STOCK**

DIMENSIONS  
**12" x 12.38" = 1.03 sqft**

THICKNESS  
**3/8"**

PROFILE  
**MOSAICS**

VARIATION  
**MEDIUM**

GROUT JOINT  
**1/8"**

SEALER  
**YES**

### ENVIRONMENTS

WALL	FLOOR	INTERIOR	EXTERIOR FREEZE/THAW	STEAM SHOWER	WET AREA	POOL	REPEAT
Yes	Yes	Yes	No	Yes	Yes	No	No

### TECHNICAL DATA

FEATURES	SPECIFICATION	STANDARD
DCOF		ANSI A137.1
TRAFFIC	Standard Commercial	NA

DUE TO THE INHERENT CHARACTERISTICS OF NATURAL STONE, THERE MAY BE VARIATIONS IN COLOR, MOVEMENT AND TEXTURE FROM LOT TO LOT.

For detailed installation instructions, visit [akdo.com](http://akdo.com).

---

# ALLURE CHARISMA CARRARA BELLA (H) W/ PEARL GRAY (P)

Stone, Marble / Carrara Bella (H) with Pearl Gray (P) Micro Chips



PART NUMBER  
MB1604-CHARHO

AVAILABILITY  
IN STOCK

DIMENSIONS  
8.32" x 10.82" = .62 sqft

THICKNESS  
3/8"

PROFILE  
MOSAICS

VARIATION  
MEDIUM

GROUT JOINT  
1/16"

SEALER  
YES

## ENVIRONMENTS

WALL	FLOOR	INTERIOR	EXTERIOR FREEZE/THAW	STEAM SHOWER	WET AREA	POOL	REPEAT
Yes	Yes	Yes	No	No	Yes	No	No

## TECHNICAL DATA

FEATURES	SPECIFICATION	STANDARD
DCOF		ANSI A137.1
TRAFFIC	Standard Commercial	NA

DUE TO THE INHERENT CHARACTERISTICS OF NATURAL STONE, THERE MAY BE VARIATIONS IN COLOR, MOVEMENT AND TEXTURE FROM LOT TO LOT.

For detailed installation instructions, visit [akdo.com](http://akdo.com).

# ALLURE CAPTIVATE CARRARA BELLA (H) W/ PEARL GRAY (P)

Stone, Marble / Carrara Bella (H) with Pearl Gray (P) Micro Chips



PART NUMBER  
MB1604-CAPTH0

AVAILABILITY  
IN STOCK

DIMENSIONS  
10.5" x 11.43" = .83 sqft

THICKNESS  
3/8"

PROFILE  
MOSAICS

VARIATION  
MEDIUM

GROUT JOINT  
1/16"

SEALER  
YES

## ENVIRONMENTS

WALL	FLOOR	INTERIOR	EXTERIOR FREEZE/THAW	STEAM SHOWER	WET AREA	POOL	REPEAT
Yes	Yes	Yes	No	No	Yes	No	No

## TECHNICAL DATA

FEATURES	SPECIFICATION	STANDARD
DCOF		ANSI A137.1
TRAFFIC	Standard Commercial	NA

DUE TO THE INHERENT CHARACTERISTICS OF NATURAL STONE, THERE MAY BE VARIATIONS IN COLOR, MOVEMENT AND TEXTURE FROM LOT TO LOT.

For detailed installation instructions, visit [akdo.com](http://akdo.com).

---

# ALLURE ENCHANT CARRARA BELLA (H) W/ PEARL GRAY (P)

Stone, Marble / Carrara Bella (H) with Pearl Gray (P) Micro Chips



PART NUMBER  
MB1604-ENCHHO

AVAILABILITY  
IN STOCK

DIMENSIONS  
11.44" x 11.88" = .94 sqft

THICKNESS  
3/8"

PROFILE  
MOSAICS

VARIATION  
MEDIUM

GROUT JOINT  
1/16"

SEALER  
YES

## ENVIRONMENTS

WALL	FLOOR	INTERIOR	EXTERIOR FREEZE/THAW	STEAM SHOWER	WET AREA	POOL	REPEAT
Yes	Yes	Yes	No	No	Yes	No	No

## TECHNICAL DATA

FEATURES	SPECIFICATION	STANDARD
DCOF		ANSI A137.1
TRAFFIC	Standard Commercial	NA

DUE TO THE INHERENT CHARACTERISTICS OF NATURAL STONE, THERE MAY BE VARIATIONS IN COLOR, MOVEMENT AND TEXTURE FROM LOT TO LOT.

For detailed installation instructions, visit [akdo.com](http://akdo.com).

# ALLURE RADIANCE CARRARA BELLA (H) W/ PEARL GRAY (P)

Stone, Marble / Carrara Bella (H) with Pearl Gray (P) Micro Chips



PART NUMBER  
MB1604-RADIHO

AVAILABILITY  
IN STOCK

DIMENSIONS  
9.75" x 12.87" = .87sqft

THICKNESS  
3/8"

PROFILE  
MOSAICS

VARIATION  
MEDIUM

GROUT JOINT  
1/16"

SEALER  
YES

## ENVIRONMENTS

WALL	FLOOR	INTERIOR	EXTERIOR FREEZE/THAW	STEAM SHOWER	WET AREA	POOL	REPEAT
Yes	Yes	Yes	No	No	Yes	No	No

## TECHNICAL DATA

FEATURES	SPECIFICATION	STANDARD
DCOF		ANSI A137.1
TRAFFIC	Standard Commercial	NA

DUE TO THE INHERENT CHARACTERISTICS OF NATURAL STONE, THERE MAY BE VARIATIONS IN COLOR, MOVEMENT AND TEXTURE FROM LOT TO LOT.

For detailed installation instructions, visit [akdo.com](http://akdo.com).



---

# ALLURE RUG MOSAIC CARRARA BELLA (H) W/ PEARL GRAY (P)

Stone, Marble / with Pearl Gray (P)



PART NUMBER  
SDAL07-AL01RU

AVAILABILITY  
IN STOCK

DIMENSIONS  
7.88" x 11.75" = .64 sqft

THICKNESS  
3/8"

PROFILE  
MOSAICS,ART PIECES

VARIATION  
LOW

GROUT JOINT  
1/16"

SEALER  
YES

## ENVIRONMENTS

WALL	FLOOR	INTERIOR	EXTERIOR FREEZE/THAW	STEAM SHOWER	WET AREA	POOL	REPEAT
Yes	Yes	Yes	No	Yes	Yes	No	No

## TECHNICAL DATA

FEATURES	SPECIFICATION	STANDARD
DCOF		ANSI A137.1

DUE TO THE INHERENT CHARACTERISTICS OF NATURAL STONE, THERE MAY BE VARIATIONS IN COLOR, MOVEMENT AND TEXTURE FROM LOT TO LOT.

For detailed installation instructions, visit [akdo.com](http://akdo.com).

# ESSENCE CLARITY FOG CARRARA BELLA /W SHADOW & FOG ART GLASS (H)

Stone, Glass, Artglass, Mixed Media, Marble / Fog Artglass



PART NUMBER  
MB1604-CLAR01

AVAILABILITY  
IN STOCK

DIMENSIONS  
9.63" x 9.63" = .065 sqft

THICKNESS

PROFILE  
MOSAICS

VARIATION  
HIGH

SEALER  
YES

## ENVIRONMENTS

WALL	FLOOR	INTERIOR	EXTERIOR FREEZE/THAW	STEAM SHOWER	WET AREA	POOL	REPEAT
Yes	No	Yes	No	No	Yes	No	No

## TECHNICAL DATA

FEATURES	SPECIFICATION	STANDARD
Frost resistance	No	UNE-EN-ISO-10545-12
DCOF		ANSI A137.1
Heat Resistance	HEAT NOT TO EXCEED 212° F	96/603/CE
TRAFFIC	WALL ONLY	NA

WATER JET MOSAICS ARE DELICATE IN NATURE, AND THUS, FRACTURES IN THE TESSERAЕ ARE EXPECTED AND CONSIDERED NATURAL. GROUT COLORS MAY BE CHOSEN TO MATCH THE COLOR OF THE STONE AND WILL REDUCE THE APPEARANCE OF THE CRACKS.

For detailed installation instructions, visit [akdo.com](http://akdo.com).

# ESSENCE HARMONY FOG CARRARA BELLA W/ SHADOW & FOG ART GLASS (H)

*Stone, Marble, Glass, Artglass / Fog Artglass*



PART NUMBER  
MB1604-HARM01

PROFILE  
MOSAICS

AVAILABILITY  
IN STOCK

VARIATION  
HIGH

DIMENSIONS  
10.375" x 9.875" = .71 sqft

SEALER  
YES

THICKNESS

## ENVIRONMENTS

WALL	FLOOR	INTERIOR	EXTERIOR FREEZE/THAW	STEAM SHOWER	WET AREA	POOL	REPEAT
Yes	No	Yes	No	No	Yes	No	No

## TECHNICAL DATA

FEATURES	SPECIFICATION	STANDARD
Frost resistance	No	UNE-EN-ISO-10545-12
DCOF		ANSI A137.1
Heat Resistance	HEAT NOT TO EXCEED 212° F	96/603/CE
TRAFFIC	WALL ONLY	NA

WATER JET MOSAICS ARE DELICATE IN NATURE, AND THUS, FRACTURES IN THE TESSERAE ARE EXPECTED AND CONSIDERED NATURAL. GROUT COLORS MAY BE CHOSEN TO MATCH THE COLOR OF THE STONE AND WILL REDUCE THE APPEARANCE OF THE CRACKS.

For detailed installation instructions, visit [akdo.com](http://akdo.com).

# ESSENCE LEGACY FOG CARRARA BELLA W/ FOG ART GLASS & CARRARA BELLA (H)

Stone, Marble, Glass, Artglass, Mixed Media / Carrara Bella (H), Carrara Bella (H) /w Fog Artglass



PART NUMBER  
MB1604-LEGA01

PROFILE  
MOSAICS

AVAILABILITY  
IN STOCK

VARIATION  
HIGH

DIMENSIONS  
8" x 8" = .444 sqft

SEALER  
YES

THICKNESS

## ENVIRONMENTS

WALL	FLOOR	INTERIOR	EXTERIOR FREEZE/THAW	STEAM SHOWER	WET AREA	POOL	REPEAT
Yes	No	Yes	No	No	Yes	No	No

## TECHNICAL DATA

FEATURES	SPECIFICATION	STANDARD
Frost resistance	No	UNE-EN-ISO-10545-12
DCOF		ANSI A137.1
Heat Resistance	HEAT NOT TO EXCEED 212° F	96/603/CE
TRAFFIC	WALL ONLY	NA

WATER JET MOSAICS ARE DELICATE IN NATURE, AND THUS, FRACTURES IN THE TESSERAE ARE EXPECTED AND CONSIDERED NATURAL. GROUT COLORS MAY BE CHOSEN TO MATCH THE COLOR OF THE STONE AND WILL REDUCE THE APPEARANCE OF THE CRACKS.

For detailed installation instructions, visit [akdo.com](http://akdo.com).

# ESSENCE WHIMSY FOG CARRARA BELLA W/ FOG ART GLASS (H)

Marble, Stone, Glass, Artglass, Mixed Media / Carrara Bella (H) /w Fog Artglass



PART NUMBER	PROFILE
MB1604-WHIM01	MOSAICS
AVAILABILITY	VARIATION
IN STOCK	HIGH
DIMENSIONS	SEALER
10.25" x 10.25" = .73 sqft	YES
THICKNESS	

## ENVIRONMENTS

WALL	FLOOR	INTERIOR	EXTERIOR FREEZE/THAW	STEAM SHOWER	WET AREA	POOL	REPEAT
Yes	No	Yes	No	No	Yes	No	No


## TECHNICAL DATA

FEATURES	SPECIFICATION	STANDARD
Frost resistance	No	UNE-EN-ISO-10545-12
DCOF		ANSI A137.1
Heat Resistance	HEAT NOT TO EXCEED 212° F	96/603/CE
TRAFFIC	WALL ONLY	NA

WATER JET MOSAICS ARE DELICATE IN NATURE, AND THUS, FRACTURES IN THE TESSERAE ARE EXPECTED AND CONSIDERED NATURAL. GROUT COLORS MAY BE CHOSEN TO MATCH THE COLOR OF THE STONE AND WILL REDUCE THE APPEARANCE OF THE CRACKS.

For detailed installation instructions, visit [akdo.com](http://akdo.com).

# ETHEREAL TRIANGLE CARRARA BELLA (H) *Stone, Marble*



PART NUMBER  
MB1604-AURAH0

AVAILABILITY  
IN STOCK

DIMENSIONS  
8" equilateral = .19sqft

THICKNESS  
10mm

PROFILE  
MOSAICS

GROUT JOINT  
1/8"

SEALER  
YES

## ENVIRONMENTS

WALL	FLOOR	INTERIOR	EXTERIOR FREEZE/THAW	STEAM SHOWER	WET AREA	POOL	REPEAT
Yes	Yes	Yes	No	No	Yes, when sealed properly.	No	No

## TECHNICAL DATA


FEATURES	SPECIFICATION	STANDARD
Frost resistance	No	UNE-ENISO-10545-12
DCOF		ANSI A137.1
Heat Resistance	Heat not to exceed 293° F	96/603/CE
TRAFFIC	Standard Commercial	NA

EPOXY GROUT SHOULD BE USED WHEN INSTALLING ETHEREAL MOSAICS. FOR MORE INFORMATION, PLEASE DOWNLOAD THE ETHEREAL COLLECTION'S INSTALLATION GUIDELINES.

For detailed installation instructions, visit [akdo.com](http://akdo.com).

# ETHEREAL FLICKER CARRARA BELLA (H) W/ STAINLESS STEEL

Stone, Marble, Metal, Mixed Media / Flicker Carrara Bella H with Stainless Steel



PART NUMBER  
MB1604-FLCKH0

AVAILABILITY  
IN STOCK

DIMENSIONS  
8" equilateral = .19 sqft

THICKNESS  
10mm

PROFILE  
MOSAICS

GROUT JOINT  
1/8"

SEALER  
YES

## ENVIRONMENTS

WALL	FLOOR	INTERIOR	EXTERIOR FREEZE/THAW	STEAM SHOWER	WET AREA	POOL	REPEAT
Yes	Yes	Yes	No	No	Yes, when sealed properly.	No	No

## TECHNICAL DATA

FEATURES	SPECIFICATION	STANDARD
Frost resistance	No	UNE-ENISO-10545-12
DCOF		ANSI A137.1
Heat Resistance	Heat not to exceed 293° F	96/603/CE
TRAFFIC	Standard Commercial	NA

EPOXY GROUT SHOULD BE USED WHEN INSTALLING ETHEREAL MOSAICS. FOR MORE INFORMATION, PLEASE DOWNLOAD THE ETHEREAL COLLECTION'S INSTALLATION GUIDELINES.

For detailed installation instructions, visit [akdo.com](http://akdo.com).

---

# ETHEREAL GLEAM CARRARA BELLA (H) W/ STAINLESS STEEL

Stone, Marble, Metal, Mixed Media / Gleam Carrara Bella H with Stainless Steel



PART NUMBER  
MB1604-GLAMHO

AVAILABILITY  
IN STOCK

DIMENSIONS  
8" equilateral = .19 sqft

THICKNESS  
10mm

PROFILE  
MOSAICS

GROUT JOINT  
1/8"

SEALER  
YES

## ENVIRONMENTS

WALL	FLOOR	INTERIOR	EXTERIOR FREEZE/THAW	STEAM SHOWER	WET AREA	POOL	REPEAT
Yes	Yes	Yes	No	No	Yes, when sealed properly.	No	No

## TECHNICAL DATA

FEATURES	SPECIFICATION	STANDARD
Frost resistance	No	UNE-ENISO-10545-12
DCOF		ANSI A137.1
Heat Resistance	Heat not to exceed 293° F	96/603/CE
TRAFFIC	Standard Commercial	NA

EPOXY GROUT SHOULD BE USED WHEN INSTALLING ETHEREAL MOSAICS. FOR MORE INFORMATION, PLEASE DOWNLOAD THE ETHEREAL COLLECTION'S INSTALLATION GUIDELINES.

For detailed installation instructions, visit [akdo.com](http://akdo.com).



---

# ETHEREAL LUNA CARRARA BELLA (H) W/ STAINLESS STEEL

Stone, Marble, Metal, Mixed Media / Luna carrara Bella H with Stainless Steel



PART NUMBER  
MB1604-LUNAH0

AVAILABILITY  
IN STOCK

DIMENSIONS  
12" x 12" = 1sqft

THICKNESS  
4mm

PROFILE  
MOSAICS

GROUT JOINT  
1/16"

SEALER  
YES

## ENVIRONMENTS

WALL	FLOOR	INTERIOR	EXTERIOR FREEZE/THAW	STEAM SHOWER	WET AREA	POOL	REPEAT
Yes	Yes	Yes	No	No	Yes, when sealed properly.	No	No

## TECHNICAL DATA

FEATURES	SPECIFICATION	STANDARD
Frost resistance	No	UNE-ENISO-10545-12
DCOF		ANSI A137.1
Heat Resistance	Heat not to exceed 293° F	96/603/CE
TRAFFIC	Standard Commercial	NA

EPOXY GROUT SHOULD BE USED WHEN INSTALLING ETHEREAL MOSAICS. FOR MORE INFORMATION, PLEASE DOWNLOAD THE ETHEREAL COLLECTION'S INSTALLATION GUIDELINES.

For detailed installation instructions, visit [akdo.com](http://akdo.com).

# ETHEREAL NOVA CARRARA BELLA (H) W/ STAINLESS STEEL

Stone, Marble, Metal, Mixed Media / Nova Carrara Bella H with Stainless Steel



PART NUMBER

MB1604-NOVAH0

AVAILABILITY

IN STOCK

DIMENSIONS

16" x 11.25" = 1.25 sqft

THICKNESS

4mm

PROFILE

MOSAICS

GROUT JOINT

1/16"

SEALER

YES

## ENVIRONMENTS

WALL	FLOOR	INTERIOR	EXTERIOR FREEZE/THAW	STEAM SHOWER	WET AREA	POOL	REPEAT
Yes	Yes	Yes	No	No	Yes, when sealed properly.	No	No

## TECHNICAL DATA

FEATURES	SPECIFICATION	STANDARD
Frost resistance	No	UNE-ENISO-10545-12
DCOF		ANSI A137.1
Heat Resistance	Heat not to exceed 293° F	96/603/CE
TRAFFIC	Standard Commercial	NA

EPOXY GROUT SHOULD BE USED WHEN INSTALLING ETHEREAL MOSAICS. FOR MORE INFORMATION, PLEASE DOWNLOAD THE ETHEREAL COLLECTION'S INSTALLATION GUIDELINES.

For detailed installation instructions, visit [akdo.com](http://akdo.com).

# ETHEREAL PRISM CARRARA BELLA (H) W/ STAINLESS STEEL

Stone, Marble, Metal, Mixed Media / Prism Carrara Bella H with Stainless Steel



PART NUMBER  
MB1604-PRSMHO

AVAILABILITY  
IN STOCK

DIMENSIONS  
8" equilateral = .19sqft

THICKNESS  
10mm

PROFILE  
MOSAICS

GROUT JOINT  
1/8"

SEALER  
YES

## ENVIRONMENTS

WALL	FLOOR	INTERIOR	EXTERIOR FREEZE/THAW	STEAM SHOWER	WET AREA	POOL	REPEAT
Yes	Yes	Yes	No	No	Yes, when sealed properly.	No	No

## TECHNICAL DATA

FEATURES	SPECIFICATION	STANDARD
Frost resistance	No	UNE-ENHSO-10545-12
DCOF		ANSI A137.1
Heat Resistance	Heat not to exceed 293° F	96/603/CE
TRAFFIC	Standard Commercial	NA

EPOXY GROUT SHOULD BE USED WHEN INSTALLING ETHEREAL MOSAICS. FOR MORE INFORMATION, PLEASE DOWNLOAD THE ETHEREAL COLLECTION'S INSTALLATION GUIDELINES.

For detailed installation instructions, visit [akdo.com](http://akdo.com).

# ETHEREAL STELLA CARRARA BELLA (H) W/ STAINLESS STEEL

Stone, Marble, Metal, Mixed Media / Stella Carrara Bella H with Stainless Steel



PART NUMBER

MB1604-STLAHO

PROFILE

MOSAICS

AVAILABILITY

IN STOCK

GROUT JOINT

1/16"

DIMENSIONS

10.25" x 8.75" = .63 sqft

SEALER

YES

THICKNESS

4mm

## ENVIRONMENTS

WALL	FLOOR	INTERIOR	EXTERIOR FREEZE/THAW	STEAM SHOWER	WET AREA	POOL	REPEAT
Yes	Yes	Yes	No	No	Yes, when sealed properly.	No	No

## TECHNICAL DATA

FEATURES	SPECIFICATION	STANDARD
Frost resistance	No	UNE-EN-ISO-10545-12
DCOF		ANSI A137.1
Heat Resistance	Heat not to exceed 293° F	96/603/CE
TRAFFIC	Standard Commercial	NA

EPOXY GROUT SHOULD BE USED WHEN INSTALLING ETHEREAL MOSAICS. FOR MORE INFORMATION, PLEASE DOWNLOAD THE ETHEREAL COLLECTION'S INSTALLATION GUIDELINES.

For detailed installation instructions, visit [akdo.com](http://akdo.com).

# HOSHI CARRARA BELLA (H) *Stone, Marble*



PART NUMBER  
MB1604-HOSHHO

AVAILABILITY  
IN STOCK

DIMENSIONS  
10.15" x 11.75" = .828 sqft

THICKNESS  
3/8"

PROFILE  
MOSAIC

VARIATION  
MEDIUM

GROUT JOINT  
1/8"

## ENVIRONMENTS

WALL	FLOOR	INTERIOR	EXTERIOR FREEZE/THAW	STEAM SHOWER	WET AREA	POOL	REPEAT
Yes	Yes	Yes	No	Yes when properly sealed	Yes when properly sealed	No	

## TECHNICAL DATA

FEATURES	SPECIFICATION	STANDARD
DCOF		ANSI A137.1
TRAFFIC	Standard Commercial	NA

DUE TO THE INHERENT CHARACTERISTICS OF NATURAL STONE, THERE MAY BE VARIATIONS IN COLOR, MOVEMENT AND TEXTURE FROM LOT TO LOT.

IT IS IMPORTANT TO PROPERLY SEAL MARBLE USED IN A SHOWER/STEAM SHOWER, AND MAINTAIN THE SEALANT REGULARLY TO ENSURE WATER BEADS OFF THE TILE.

For detailed installation instructions, visit [akdo.com](http://akdo.com).

# NAMI CARRARA BELLA (H) *Stone, Marble*



PART NUMBER  
MB1604-NAMIHO

AVAILABILITY  
IN STOCK

DIMENSIONS  
9.88" x 12" = .825 sqft

THICKNESS  
3/8"

PROFILE  
MOSAIC

VARIATION  
MEDIUM

GROUT JOINT  
1/8"

## ENVIRONMENTS

WALL	FLOOR	INTERIOR	EXTERIOR FREEZE/THAW	STEAM SHOWER	WET AREA	POOL	REPEAT
Yes	Yes	Yes	No	Yes when properly sealed	Yes when properly sealed	No	

## TECHNICAL DATA

FEATURES	SPECIFICATION	STANDARD
DCOF		ANSI A137.1
TRAFFIC	Standard Commercial	NA

DUE TO THE INHERENT CHARACTERISTICS OF NATURAL STONE, THERE MAY BE VARIATIONS IN COLOR, MOVEMENT AND TEXTURE FROM LOT TO LOT.

For detailed installation instructions, visit [akdo.com](http://akdo.com).

PERSPECTIVE AXIS CARRARA BELLA (H) W/ PEARL GRAY (P)

*Stone, Marble*



PART NUMBER  
MB1604-AXISH0

AVAILABILITY  
IN STOCK

DIMENSIONS  
11.16" x 13.5" = 1.05 sqft

THICKNESS  
3/8"

PROFILE  
MOSAICS

VARIATION  
MEDIUM

GROUT JOINT  
1/16"

SEALER  
YES

ENVIRONMENTS

WALL	FLOOR	INTERIOR	EXTERIOR FREEZE/THAW	STEAM SHOWER	WET AREA	POOL	REPEAT
Yes	Yes	Yes	No	No	Yes, when sealed properly.	No	No

TECHNICAL DATA

FEATURES	SPECIFICATION	STANDARD
DCOF		ANSI A137.1

DUE TO THE INHERENT CHARACTERISTICS OF NATURAL STONE, THERE MAY BE VARIATIONS IN COLOR, MOVEMENT AND TEXTURE FROM LOT TO LOT.

For detailed installation instructions, visit [akdo.com](http://akdo.com).

---

## PERSPECTIVE PIVOT CARRARA BELLA (H) W/DOVE GRAY (C)

*Stone, Marble*



PART NUMBER  
MB1604-PIVTH0

AVAILABILITY  
IN STOCK

DIMENSIONS  
11.25" x 11.88" = 1.01 sqft

THICKNESS  
3/8"

PROFILE  
MOSAICS

VARIATION  
MEDIUM

GROUT JOINT  
1/16"

SEALER  
YES

### ENVIRONMENTS

WALL	FLOOR	INTERIOR	EXTERIOR FREEZE/THAW	STEAM SHOWER	WET AREA	POOL	REPEAT
Yes	No	Yes	No	No	Yes, when sealed properly.	No	No

### TECHNICAL DATA

FEATURES	SPECIFICATION	STANDARD
DCOF		ANSI A137.1

DUE TO THE INHERENT CHARACTERISTICS OF NATURAL STONE, THERE MAY BE VARIATIONS IN COLOR, MOVEMENT AND TEXTURE FROM LOT TO LOT.

IT IS IMPORTANT TO PROPERLY SEAL MARBLE USED IN A SHOWER/STEAM SHOWER, AND MAINTAIN THE SEALANT REGULARLY TO ENSURE WATER BEADS OFF THE TILE.

For detailed installation instructions, visit [akdo.com](http://akdo.com).



---

## PERSPECTIVE TWIST CARRARA BELLA (H) W/ DOVE GRAY (C)

*Marble, Stone / Carrara Bella (H) with Dove Gray (C)*



PART NUMBER  
MB1604-TWISH0

AVAILABILITY  
IN STOCK

DIMENSIONS  
7.88" x 9.88" = .55 sqft

THICKNESS  
3/8"

PROFILE  
MOSAICS

VARIATION  
MEDIUM

GROUT JOINT  
1/16"

SEALER  
YES

### ENVIRONMENTS

WALL	FLOOR	INTERIOR	EXTERIOR FREEZE/THAW	STEAM SHOWER	WET AREA	POOL	REPEAT
Yes	No	Yes	No	No	Yes, when sealed properly.	No	No

### TECHNICAL DATA

FEATURES	SPECIFICATION	STANDARD
DCOF		ANSI A137.1

DUE TO THE INHERENT CHARACTERISTICS OF NATURAL STONE, THERE MAY BE VARIATIONS IN COLOR, MOVEMENT AND TEXTURE FROM LOT TO LOT.

For detailed installation instructions, visit [akdo.com](http://akdo.com).

# SUBLIME BOUQUET BARDIGLIO (P) W/ CARRARA BELLA & MONGOLIAN BLACK (H) *Ston*



PART NUMBER  
MB1231-BOUQPO

PROFILE  
MOSAICS,ART PIECES

AVAILABILITY  
IN STOCK

SEALER  
YES

DIMENSIONS  
16" x 16" = 1.78 sqft

THICKNESS  
3/8"

## ENVIRONMENTS

WALL	FLOOR	INTERIOR	EXTERIOR FREEZE/THAW	STEAM SHOWER	WET AREA	POOL	REPEAT
Yes	Yes	Yes	No	No	Yes	No	No

## TECHNICAL DATA

FEATURES	SPECIFICATION	STANDARD
Frost resistance	No	UNE-ENHSO-10545-12
DCOF		ANSI A137.1
TRAFFIC	Standard Commercial	NA

WATER JET MOSAICS ARE DELICATE IN NATURE, AND THUS, FRACTURES IN THE TESSERAE ARE EXPECTED AND CONSIDERED NATURAL. GROUT COLORS MAY BE CHOSEN TO MATCH THE COLOR OF THE STONE AND WILL REDUCE THE APPEARANCE OF THE CRACKS.

For detailed installation instructions, visit [akdo.com](http://akdo.com).

## SUBLIME PLUME CARRARA BELLA (H) *Stone, Marble*



PART NUMBER  
MB1604-PLUMHO

PROFILE  
MOSAICS,ART PIECES

AVAILABILITY  
IN STOCK

DIMENSIONS  
13.5" x 12" = 1.125 sqft

THICKNESS  
3/8"

### ENVIRONMENTS

WALL	FLOOR	INTERIOR	EXTERIOR FREEZE/THAW	STEAM SHOWER	WET AREA	POOL	REPEAT
Yes	Yes	Yes	No	Yes	Yes	No	No

### TECHNICAL DATA

FEATURES	SPECIFICATION	STANDARD
Frost resistance	No	UNE-ENHSO-10545-12
DCOF		ANSI A137.1

WATER JET MOSAICS ARE DELICATE IN NATURE, AND THUS, FRACTURES IN THE TESSERAE ARE EXPECTED AND CONSIDERED NATURAL. GROUT COLORS MAY BE CHOSEN TO MATCH THE COLOR OF THE STONE AND WILL REDUCE THE APPEARANCE OF THE CRACKS.

For detailed installation instructions, visit [akdo.com](http://akdo.com).

---

# 12" GRAND MOLDING CARRARA BELLA (H) *Stone, Marble*



PART NUMBER  
**MB1604-GM12H0**

PROFILE  
**TRIM**

AVAILABILITY  
**IN STOCK**

DIMENSIONS  
**1 lft (+/-)**

THICKNESS  
**15/16"**

## ENVIRONMENTS

WALL	FLOOR	INTERIOR	EXTERIOR FREEZE/THAW	STEAM SHOWER	WET AREA	POOL	REPEAT
Yes	No	Yes	No	Yes	No	No	No

## TECHNICAL DATA

FEATURES	SPECIFICATION	STANDARD
DCOF		ANSI A137.1

DUE TO THE INHERENT CHARACTERISTICS OF NATURAL STONE, THERE MAY BE VARIATIONS IN COLOR, MOVEMENT AND TEXTURE FROM LOT TO LOT.

For detailed installation instructions, visit [akdo.com](http://akdo.com).

---

# 12" GRAND MOLDING CARRARA BELLA (P) *Stone, Marble*



PART NUMBER  
MB1604-GM12P0

PROFILE  
TRIM

AVAILABILITY  
IN STOCK

DIMENSIONS  
1 Inft (+/-)

THICKNESS  
15/16"

## ENVIRONMENTS

WALL	FLOOR	INTERIOR	EXTERIOR FREEZE/THAW	STEAM SHOWER	WET AREA	POOL	REPEAT
Yes	No	Yes	No	Yes	No	No	No

## TECHNICAL DATA

FEATURES	SPECIFICATION	STANDARD
DCOF		ANSI A137.1

DUE TO THE INHERENT CHARACTERISTICS OF NATURAL STONE, THERE MAY BE VARIATIONS IN COLOR, MOVEMENT AND TEXTURE FROM LOT TO LOT.

For detailed installation instructions, visit [akdo.com](http://akdo.com).

# 12" CLASSIC RAIL CARRARA BELLA (H) *Stone, Marble*



PART NUMBER  
MB1604-RM12H0

PROFILE  
TRIM

AVAILABILITY  
IN STOCK

DIMENSIONS  
1 lnt (+/-)

THICKNESS  
7/8"

## ENVIRONMENTS

WALL	FLOOR	INTERIOR	EXTERIOR FREEZE/THAW	STEAM SHOWER	WET AREA	POOL	REPEAT
Yes	No	Yes	No	Yes	No	No	No

## TECHNICAL DATA

FEATURES	SPECIFICATION	STANDARD
DCOF		ANSI A137.1

DUE TO THE INHERENT CHARACTERISTICS OF NATURAL STONE, THERE MAY BE VARIATIONS IN COLOR, MOVEMENT AND TEXTURE FROM LOT TO LOT.

For detailed installation instructions, visit [akdo.com](http://akdo.com).

---

## 12" CLASSIC RAIL CARRARA BELLA (P) *Stone, Marble*



PART NUMBER  
MB1604-RM12PO

PROFILE  
TRIM

AVAILABILITY  
IN STOCK

DIMENSIONS  
1 lft (+/-)

THICKNESS  
7/8"

### ENVIRONMENTS

WALL	FLOOR	INTERIOR	EXTERIOR FREEZE/THAW	STEAM SHOWER	WET AREA	POOL	REPEAT
Yes	No	No	No	Yes	No	No	No

### TECHNICAL DATA

FEATURES	SPECIFICATION	STANDARD
DCOF		ANSI A137.1

DUE TO THE INHERENT CHARACTERISTICS OF NATURAL STONE, THERE MAY BE VARIATIONS IN COLOR, MOVEMENT AND TEXTURE FROM LOT TO LOT.

For detailed installation instructions, visit [akdo.com](http://akdo.com).

---

# 12" NARROW LINER CARRARA BELLA (H) *Stone, Marble*



PART NUMBER  
MB1604-NL12HO

PROFILE  
TRIM

AVAILABILITY  
IN STOCK

DIMENSIONS  
1 lft (+/-)

THICKNESS  
13/16"

## ENVIRONMENTS

WALL	FLOOR	INTERIOR	EXTERIOR FREEZE/THAW	STEAM SHOWER	WET AREA	POOL	REPEAT
Yes	No	Yes	No	Yes	No	No	No

## TECHNICAL DATA

FEATURES	SPECIFICATION	STANDARD
DCOF		ANSI A137.1

DUE TO THE INHERENT CHARACTERISTICS OF NATURAL STONE, THERE MAY BE VARIATIONS IN COLOR, MOVEMENT AND TEXTURE FROM LOT TO LOT.

For detailed installation instructions, visit [akdo.com](http://akdo.com).



---

# 12" NARROW LINER CARRARA BELLA (P) *Stone, Marble*



PART NUMBER  
MB1604-NL12PO

PROFILE  
TRIM

AVAILABILITY  
IN STOCK

DIMENSIONS  
1 lnt (+/-)

THICKNESS  
13/16"

## ENVIRONMENTS

WALL	FLOOR	INTERIOR	EXTERIOR FREEZE/THAW	STEAM SHOWER	WET AREA	POOL	REPEAT
Yes	No	Yes	No	Yes	No	No	No

## TECHNICAL DATA

FEATURES	SPECIFICATION	STANDARD
DCOF		ANSI A137.1

DUE TO THE INHERENT CHARACTERISTICS OF NATURAL STONE, THERE MAY BE VARIATIONS IN COLOR, MOVEMENT AND TEXTURE FROM LOT TO LOT.

For detailed installation instructions, visit [akdo.com](http://akdo.com).

---

# 12" CONTEMPORARY RAIL CARRARA BELLA (H) *Stone, Marble*



PART NUMBER  
**MB1604-CR12H0**

PROFILE  
**TRIM**

AVAILABILITY  
**IN STOCK**

DIMENSIONS  
**1 Inft (+/-)**

THICKNESS  
**1 13/16"**

## ENVIRONMENTS

WALL	FLOOR	INTERIOR	EXTERIOR FREEZE/THAW	STEAM SHOWER	WET AREA	POOL	REPEAT
Yes	No	Yes	No	Yes	No	No	No

## TECHNICAL DATA

FEATURES	SPECIFICATION	STANDARD
DCOF		ANSI A137.1

DUE TO THE INHERENT CHARACTERISTICS OF NATURAL STONE, THERE MAY BE VARIATIONS IN COLOR, MOVEMENT AND TEXTURE FROM LOT TO LOT.

For detailed installation instructions, visit [akdo.com](http://akdo.com).

---

# 12" CONTEMPORARY RAIL CARRARA BELLA (P) *Stone, Marble*



PART NUMBER  
**MB1604-CR12P0**

PROFILE  
**TRIM**

AVAILABILITY  
**IN STOCK**

DIMENSIONS  
**1 lmf (+/-)**

THICKNESS  
**1 13/16"**

## ENVIRONMENTS

WALL	FLOOR	INTERIOR	EXTERIOR FREEZE/THAW	STEAM SHOWER	WET AREA	POOL	REPEAT
Yes	No	Yes	No	Yes	No	No	No

## TECHNICAL DATA

FEATURES	SPECIFICATION	STANDARD
DCOF		ANSI A137.1

DUE TO THE INHERENT CHARACTERISTICS OF NATURAL STONE, THERE MAY BE VARIATIONS IN COLOR, MOVEMENT AND TEXTURE FROM LOT TO LOT.

For detailed installation instructions, visit [akdo.com](http://akdo.com).

---

# 12" PURE LINER CARRARA BELLA (H) *Stone, Marble*



PART NUMBER  
**MB1604-PL12H0**

PROFILE  
**TRIM**

AVAILABILITY  
**IN STOCK**

DIMENSIONS  
**1 lnt (+/-)**

THICKNESS  
**5/8"**

## ENVIRONMENTS

WALL	FLOOR	INTERIOR	EXTERIOR FREEZE/THAW	STEAM SHOWER	WET AREA	POOL	REPEAT
Yes	No	Yes	No	Yes	No	No	No

## TECHNICAL DATA

FEATURES	SPECIFICATION	STANDARD
DCOF		ANSI A137.1

DUE TO THE INHERENT CHARACTERISTICS OF NATURAL STONE, THERE MAY BE VARIATIONS IN COLOR, MOVEMENT AND TEXTURE FROM LOT TO LOT.

For detailed installation instructions, visit [akdo.com](http://akdo.com).

# 12" PURE LINER CARRARA BELLA (P) *Stone, Marble*



PART NUMBER  
**MB1604-PL12P0**

PROFILE  
**TRIM**

AVAILABILITY  
**IN STOCK**

DIMENSIONS  
**1 lnt (+/-)**

THICKNESS  
**5/8"**

## ENVIRONMENTS

WALL	FLOOR	INTERIOR	EXTERIOR FREEZE/THAW	STEAM SHOWER	WET AREA	POOL	REPEAT
Yes	No	No	No	Yes	No	No	No

## TECHNICAL DATA

FEATURES	SPECIFICATION	STANDARD
DCOF		ANSI A137.1

DUE TO THE INHERENT CHARACTERISTICS OF NATURAL STONE, THERE MAY BE VARIATIONS IN COLOR, MOVEMENT AND TEXTURE FROM LOT TO LOT.

For detailed installation instructions, visit [akdo.com](http://akdo.com).

---

# 12" BASE MOLDING CARRARA BELLA (H) *Stone, Marble*



PART NUMBER  
**MB1604-BM12H0**

PROFILE  
**TRIM**

AVAILABILITY  
**IN STOCK**

DIMENSIONS  
**4" x 12" x 3/4" = 1 lmf (+/-)**

THICKNESS  
**3/4"**

## ENVIRONMENTS

WALL	FLOOR	INTERIOR	EXTERIOR FREEZE/THAW	STEAM SHOWER	WET AREA	POOL	REPEAT
No	No	No	No	Yes	No	No	No

## TECHNICAL DATA

FEATURES	SPECIFICATION	STANDARD
DCOF		ANSI A137.1

DUE TO THE INHERENT CHARACTERISTICS OF NATURAL STONE, THERE MAY BE VARIATIONS IN COLOR, MOVEMENT AND TEXTURE FROM LOT TO LOT.

For detailed installation instructions, visit [akdo.com](http://akdo.com).

# 12" BASE MOLDING CARRARA BELLA (P) *Stone, Marble*



PART NUMBER

MB1604-BM12PO

PROFILE

TRIM

AVAILABILITY

IN STOCK

DIMENSIONS

4" x 12" x 3/4" = 1 lft (+/-)

THICKNESS

3/4"

## ENVIRONMENTS

WALL	FLOOR	INTERIOR	EXTERIOR FREEZE/THAW	STEAM SHOWER	WET AREA	POOL	REPEAT
Yes	No	Yes	No	Yes	No	No	No

## TECHNICAL DATA

FEATURES	SPECIFICATION	STANDARD
DCOF		ANSI A137.1

DUE TO THE INHERENT CHARACTERISTICS OF NATURAL STONE, THERE MAY BE VARIATIONS IN COLOR, MOVEMENT AND TEXTURE FROM LOT TO LOT.

For detailed installation instructions, visit [akdo.com](http://akdo.com).